


2

Reviewed by DND (verified on the peer review pg for each applicable case). 07/09/2015

1/29/2015

**Worklist: 568**

<u>LAB_CASE</u>	<u>ITEM</u>	<u>TASK_ID</u>	<u>DESCRIPTION</u>	
M2014-0207	1	27285	3.10.1 Blood confirmation Carb	
P2014-2617	1	27286	3.10.1 Blood confirmation Carb	
P2014-2753	1	27287	3.10.1 Blood confirmation Carb	
P2014-2760	1	27288	3.10.1 Blood confirmation Carb	
P2014-2788	1	27289	3.10.1 Blood confirmation Carb	
P2014-2861	1	27290	3.10.1 Blood confirmation Carb	
P2014-2899	1	27291	3.10.1 Blood confirmation Carb	
P2014-2930	1	27292	3.10.1 Blood confirmation Carb	
P2014-2951	1	27293	3.10.1 Blood confirmation Carb	
P2014-2966	1	27294	3.10.1 Blood confirmation Carb	
P2014-3016	1	27295	3.10.1 Blood confirmation Carb	
P2014-3017	1	27296	3.10.1 Blood confirmation Carb	
P2014-3018	1	27300	3.10.1 Blood confirmation Carb	

POC\_AM 3.10.1 07/09/2015

1/27/15 4  
CDS

Simulate Run Sequence Tue Jan 27 21:00:25 2015

Instrument Name: Bones  
Sequence File: C:\msdchem\1\sequence\CS-CANN012715.s  
Comment: Confirmations  
Operator: Pocatello Laboratory  
Data Path: C:\MSDCHEM\1\DATA\CDS\2015\012715CAN\  
Method Path: C:\MSDCHEM\1\METHODS\

Line Type	Vial	DataFile	Method	Sample Name
1) Sample	100	Blank		
Datafile		Blank1		
Method		CANN-11-10-2010		
2) Sample	10	High Control 60ng/mL		
Datafile		High Control-1-fs		
Method		CANNFS-11-10-2010		
3) Sample	10	High Control 60ng/mL		
Datafile		High Control-1ck		
Method		CANN-11-10-2010		
4) Sample	99	Blank		
Datafile		Blank2		
Method		CANN-11-10-2010		
5) Sample	1	Negative Control: UTAK Lot B0130		
Datafile		Negative Control		
Method		CANN-11-10-2010		
6) Sample	2	Calibrator Level 1: 2.5 ng/mL		
Datafile		Calibrator Level 1		
Method		CANN-11-10-2010		
7) Sample	3	Calibrator Level 2: 5 ng/mL		
Datafile		Calibrator Level 2		
Method		CANN-11-10-2010		
8) Sample	4	Calibrator Level 3: 10 ng/mL		
Datafile		Calibrator Level 3		
Method		CANN-11-10-2010		
9) Sample	5	Calibrator Level 4: 25 ng/mL		
Datafile		Calibrator Level 4		
Method		CANN-11-10-2010		
10) Sample	6	Calibrator Level 5: 50 ng/mL		
Datafile		Calibrator Level 5		
Method		CANN-11-10-2010		
11) Sample	7	Calibrator Level 6: 100 ng/mL		
Datafile		Calibrator Level 6		
Method		CANN-11-10-2010		
12) Sample	98	Blank		
Datafile		Blank3		
Method		CANN-11-10-2010		
13) Sample	8	Low Control: 6 ng/mL		
Datafile		Low Control-1		
Method		CANN-11-10-2010		
14) Sample	9	Low Control: 6 ng/mL		
Datafile		Low Control-2		
Method		CANN-11-10-2010		
15) Sample	10	High Control: 60 ng/mL		
Datafile		High Control-1		
Method		CANN-11-10-2010		
16) Sample	11	High Control: 60 ng/mL		

	Datafile	High Control-2
	Method	CANN-11-10-2010
17)	Sample	97 Blank
	Datafile	Blank4
	Method	CANN-11-10-2010
18)	Sample	96 Lab No.: M2014-0207-1
	Datafile	M2014-0207-1 Blank
	Method	CANN-11-10-2010
19)	Sample	12 Lab No.: M2014-0207-1
	Datafile	M2014-0207-1
	Method	CANN-11-10-2010
20)	Sample	95 Lab No.: P2014-2617-1
	Datafile	P2014-2617-1 Blank
	Method	CANN-11-10-2010
21)	Sample	13 Lab No.: P2014-2617-1
	Datafile	P2014-2617-1
	Method	CANN-11-10-2010
22)	Sample	94 Lab No.: P2014-2753-1
	Datafile	P2014-2753-1 Blank
	Method	CANN-11-10-2010
23)	Sample	14 Lab No.: P2014-2753-1
	Datafile	P2014-2753-1
	Method	CANN-11-10-2010
24)	Sample	93 Lab No.: P2014-2760-1
	Datafile	P2014-2760-1 Blank
	Method	CANN-11-10-2010
25)	Sample	15 Lab No.: P2014-2760-1
	Datafile	P2014-2760-1
	Method	CANN-11-10-2010
26)	Sample	92 Lab No.: P2014-2788-1
	Datafile	P2014-2788-1 Blank
	Method	CANN-11-10-2010
27)	Sample	16 Lab No.: P2014-2788-1
	Datafile	P2014-2788-1
	Method	CANN-11-10-2010
28)	Sample	91 Lab No.: P2014-2861-1
	Datafile	P2014-2861-1 Blank
	Method	CANN-11-10-2010
29)	Sample	17 Lab No.: P2014-2861-1
	Datafile	P2014-2861-1
	Method	CANN-11-10-2010
30)	Sample	90 Lab No.: P2014-2899-1
	Datafile	P2014-2899-1 Blank
	Method	CANN-11-10-2010
31)	Sample	18 Lab No.: P2014-2899-1
	Datafile	P2014-2899-1
	Method	CANN-11-10-2010
32)	Sample	89 Lab No.: P2014-2930-1
	Datafile	P2014-2930-1 Blank
	Method	CANN-11-10-2010
33)	Sample	19 Lab No.: P2014-2930-1
	Datafile	P2014-2930-1
	Method	CANN-11-10-2010
34)	Sample	88 Lab No.: P2014-2951-1
	Datafile	P2014-2951-1 Blank
	Method	CANN-11-10-2010
35)	Sample	20 Lab No.: P2014-2951-1

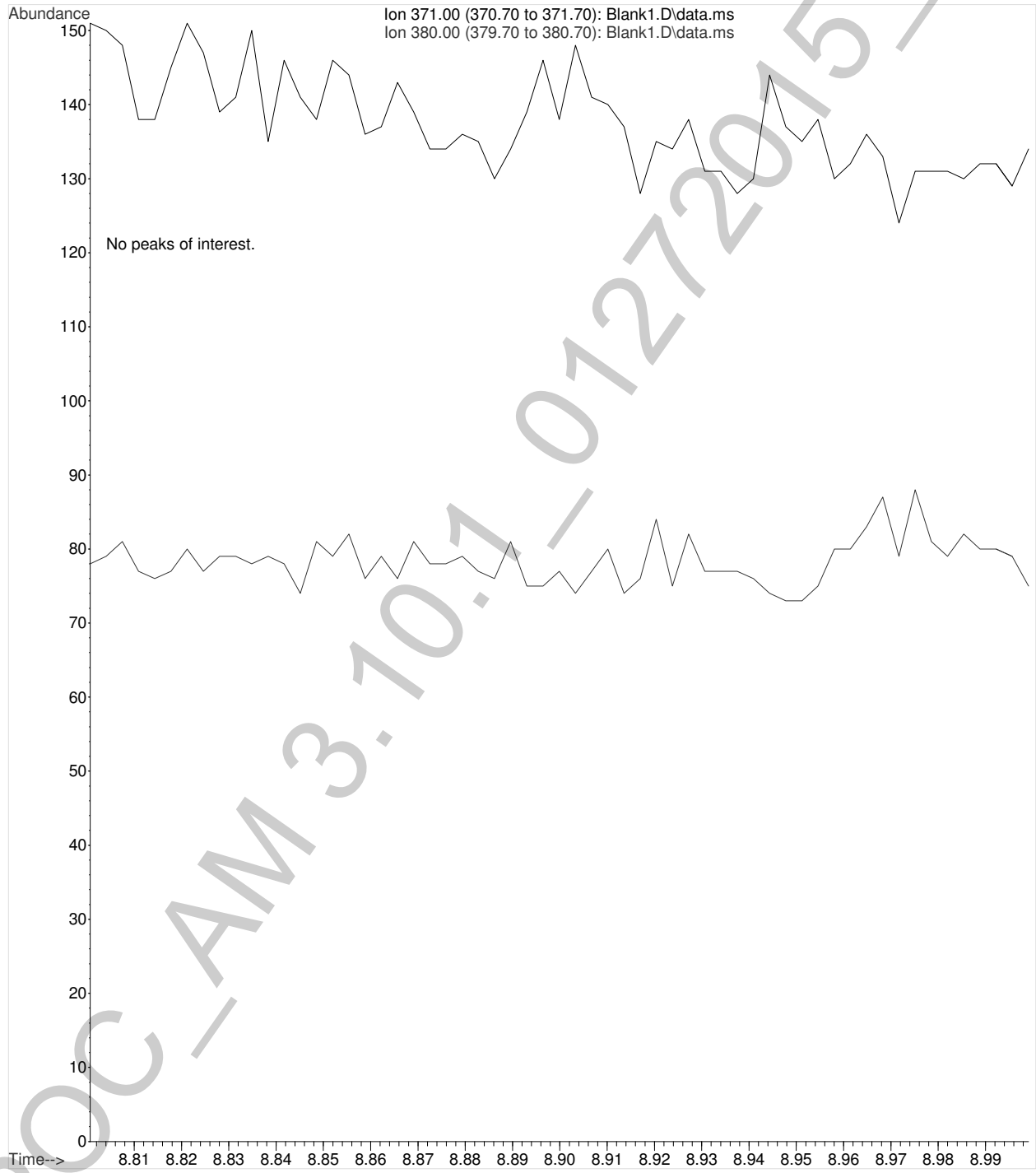
	Datafile		P2014-2951-1
	Method		CANN-11-10-2010
36)	Sample	87	Lab No.: P2014-2966-1
	Datafile		P2014-2966-1 Blank
	Method		CANN-11-10-2010
37)	Sample	21	Lab No.: P2014-2966-1
	Datafile		P2014-2966-1
	Method		CANN-11-10-2010
38)	Sample	86	Lab No.: P2014-3016-1
	Datafile		P2014-3016-1 Blank
	Method		CANN-11-10-2010
39)	Sample	22	Lab No.: P2014-3016-1
	Datafile		P2014-3016-1
	Method		CANN-11-10-2010
40)	Sample	85	Lab No.: P2014-3017-1
	Datafile		P2014-3017-1 Blank
	Method		CANN-11-10-2010
41)	Sample	23	Lab No.: P2014-3017-1
	Datafile		P2014-3017-1
	Method		CANN-11-10-2010
42)	Sample	84	Lab No.: P2014-3018-1
	Datafile		P2014-3018-1 Blank
	Method		CANN-11-10-2010
43)	Sample	24	Lab No.: P2014-3018-1
	Datafile		P2014-3018-1
	Method		CANN-11-10-2010
44)	Sample	83	Blank
	Datafile		Blank5
	Method		CANN-11-10-2010
45)	Pause:		' '
46)	Sample	82	Lab No.: P2014-2382-1
	Datafile		P2014-2382-1 Blankr
	Method		CANN-11-10-2010
47)	Sample	17	Lab No.: P2014-2382-1
	Datafile		P2014-2382-1r
	Method		CANN-11-10-2010
48)	Sample	82	Lab No.: P2014-2699-1
	Datafile		P2014-2699-1 Blankfs
	Method		CANNFS-11-10-2010
49)	Sample	26	Lab No.: P2014-2699-1
	Datafile		P2014-2699-1fs
	Method		CANNFS-11-10-2010

Bytes Needed: 4575948 Space on drive C: 4.43874e+011  
Sequence Verification Done!

POC\_AM31272015\_CDS

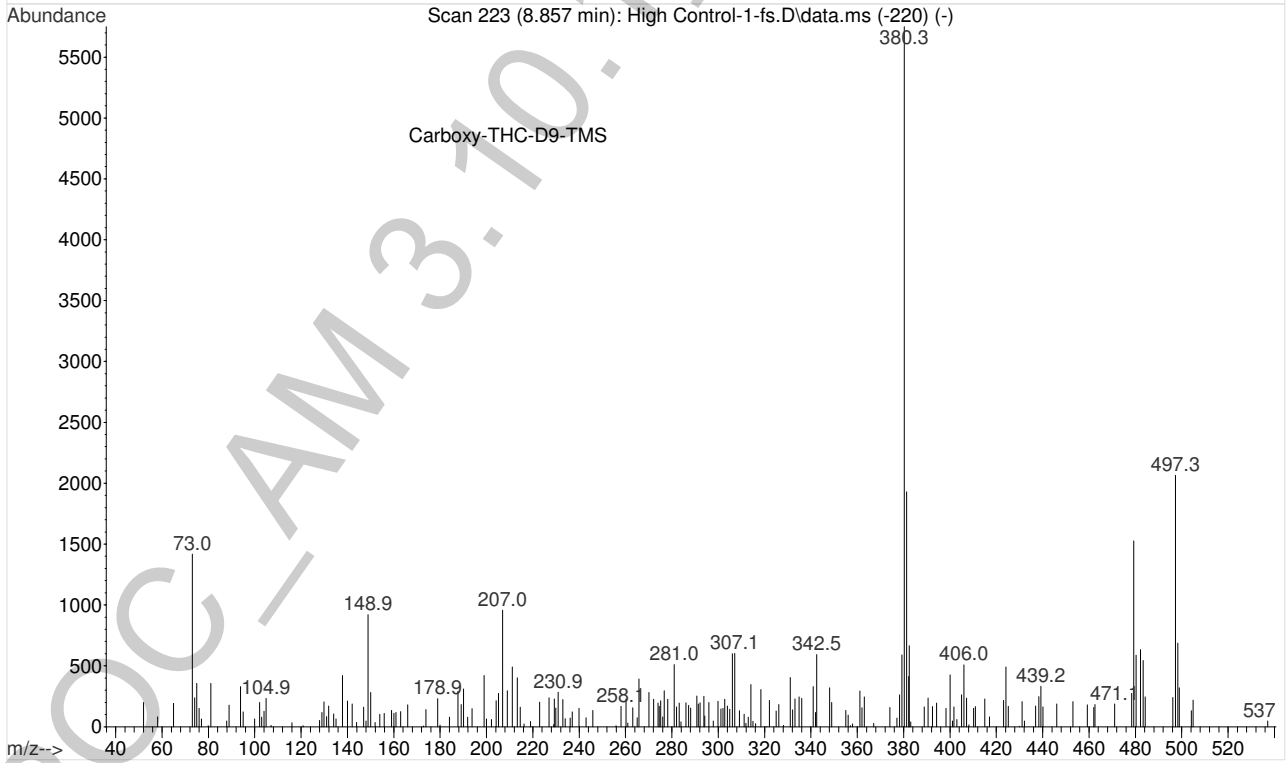
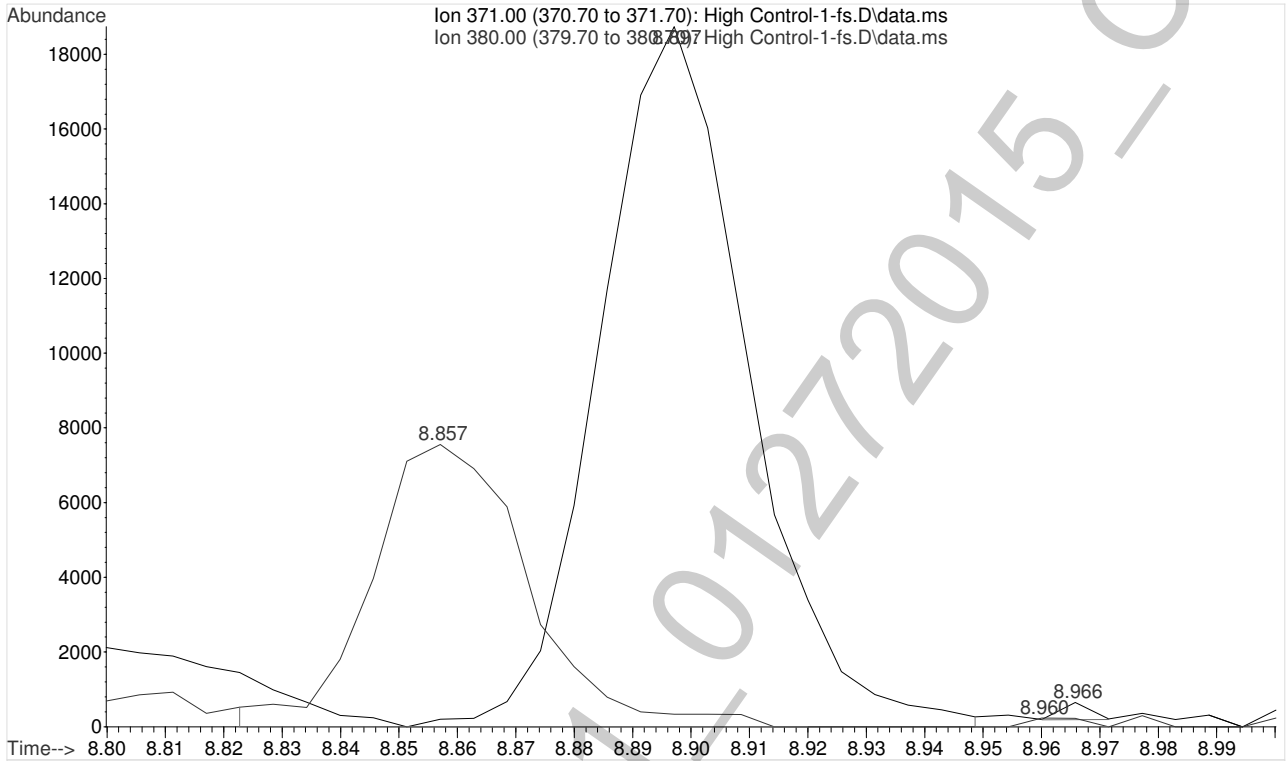
2

File :F:\Data\012715CAN\Blank1.D  
Operator : Pocatello Laboratory  
Acquired : 27 Jan 2015 21:35 using AcqMethod CANN-11-10-2010.M  
Instrument : Bones  
Sample Name: Blank  
Misc Info : CHCl3  
Vial Number: 100



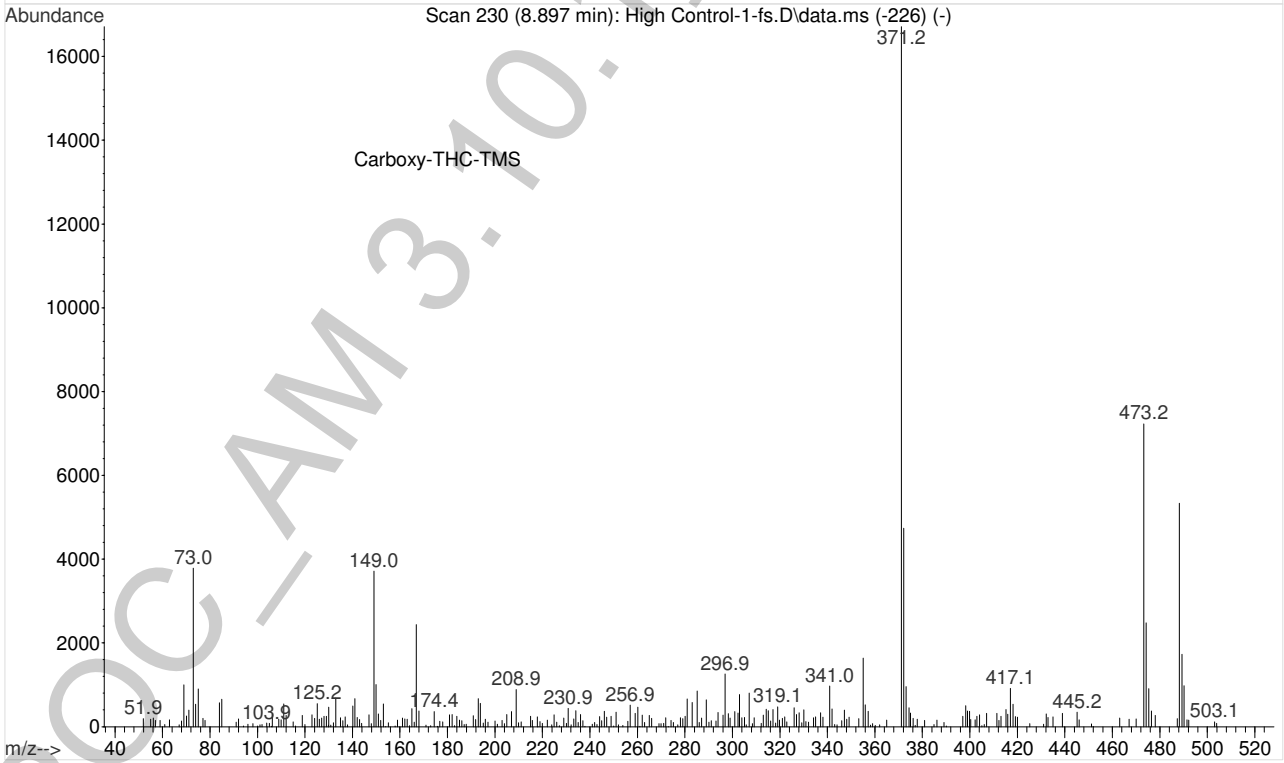
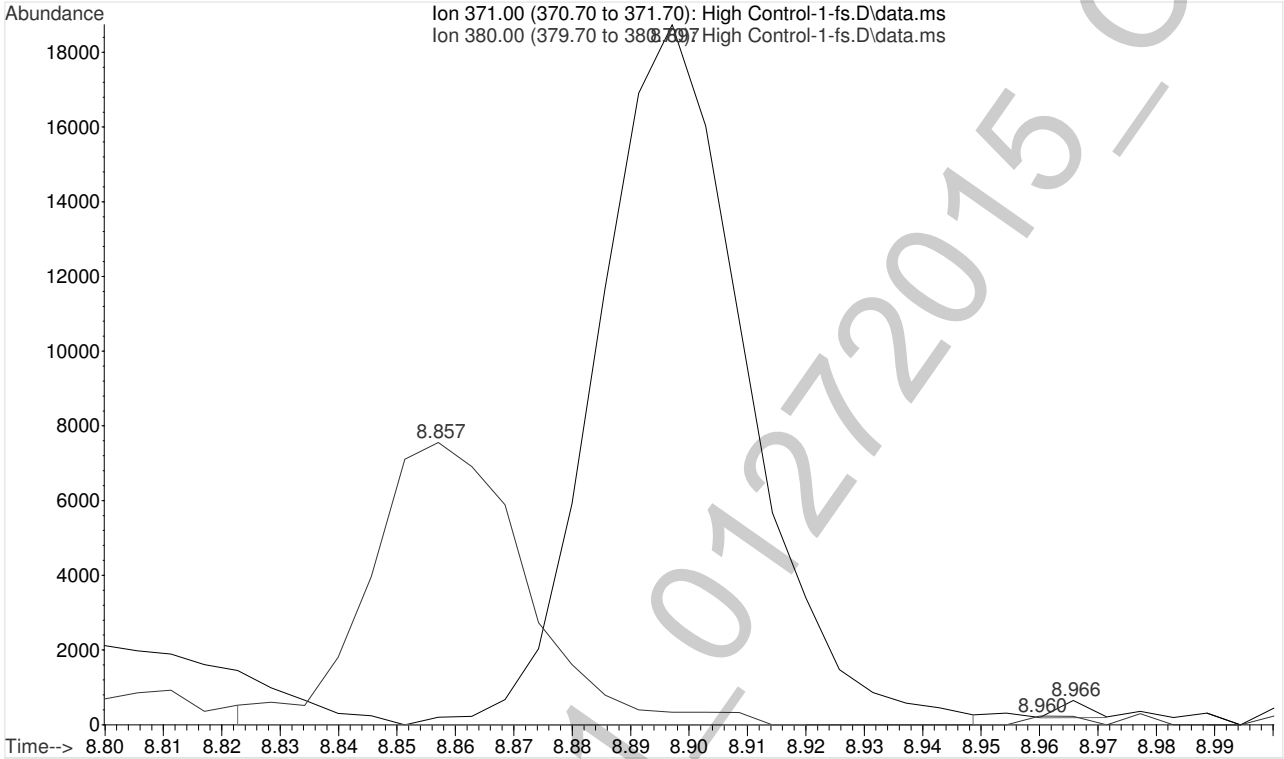
2

File :F:\Data\012715CAN\High Control-1-fs.D  
Operator : Pocatello Laboratory  
Acquired : 27 Jan 2015 21:50 using AcqMethod CANNFS-11-10-2010.M  
Instrument : Bones  
Sample Name: High Control 60ng/mL  
Misc Info : Analytical Method 3.10.1  
Vial Number: 10




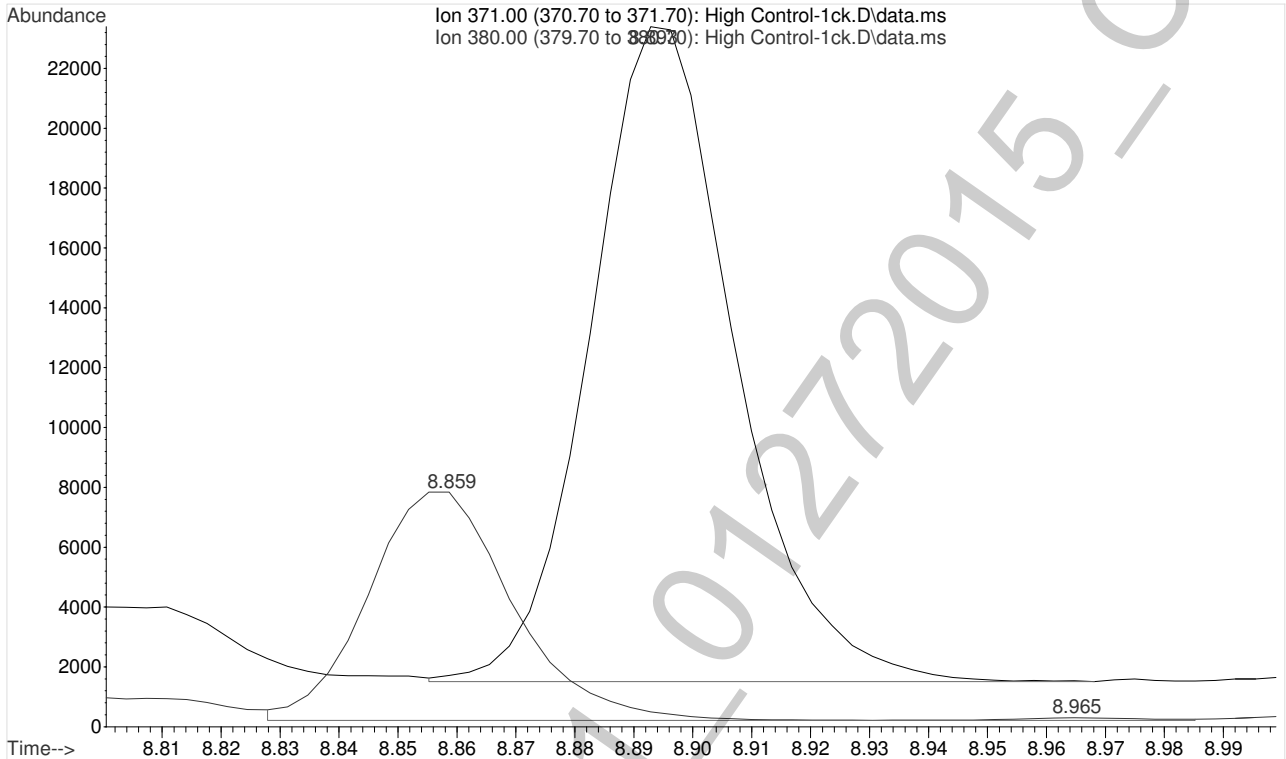
2

File :F:\Data\012715CAN\High Control-1-fs.D  
Operator : Pocatello Laboratory  
Acquired : 27 Jan 2015 21:50 using AcqMethod CANNFS-11-10-2010.M  
Instrument : Bones  
Sample Name: High Control 60ng/mL  
Misc Info : Analytical Method 3.10.1  
Vial Number: 10



2


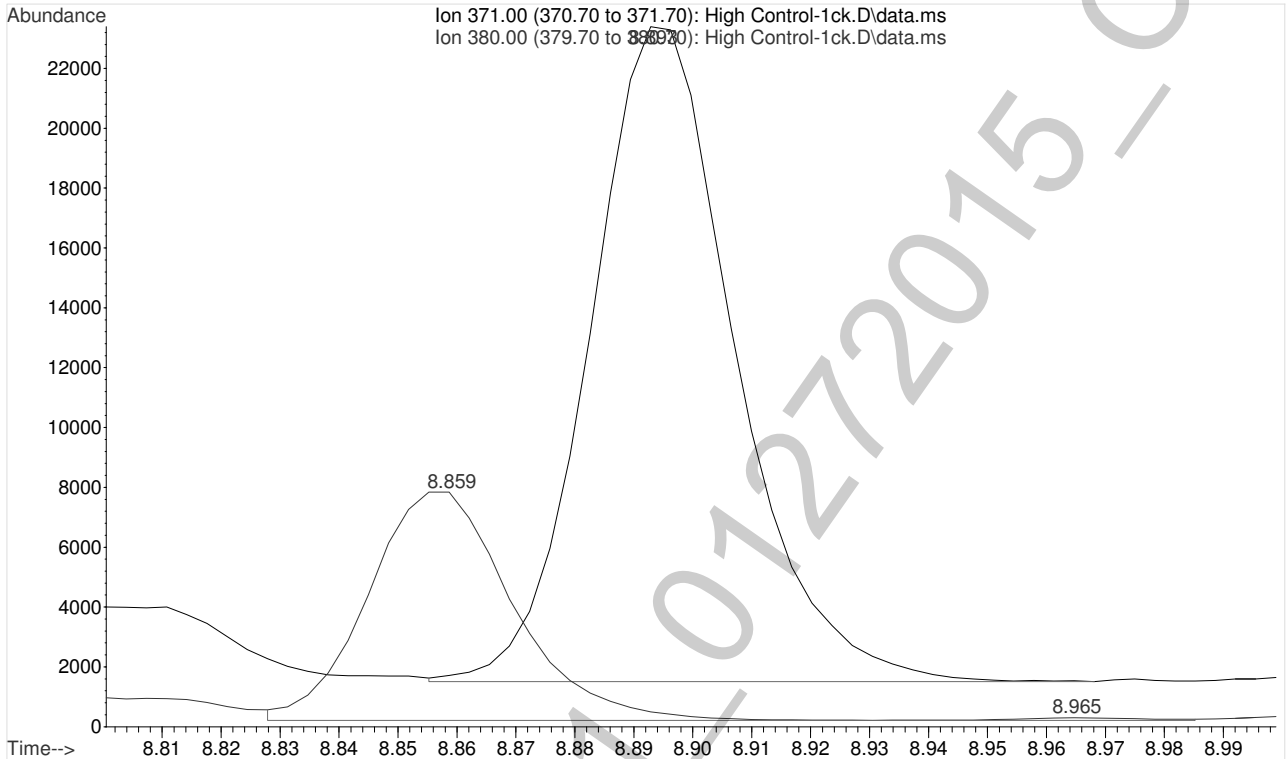
File : F:\Data\012715CAN\High Control-1ck.D  
Operator : Pocatello Laboratory  
Acquired : 27 Jan 2015 22:05 using AcqMethod CANN-11-10-2010.M  
Instrument : Bones  
Sample Name: High Control 60ng/mL  
Misc Info : Analytical Method 3.10.1  
Vial Number: 10





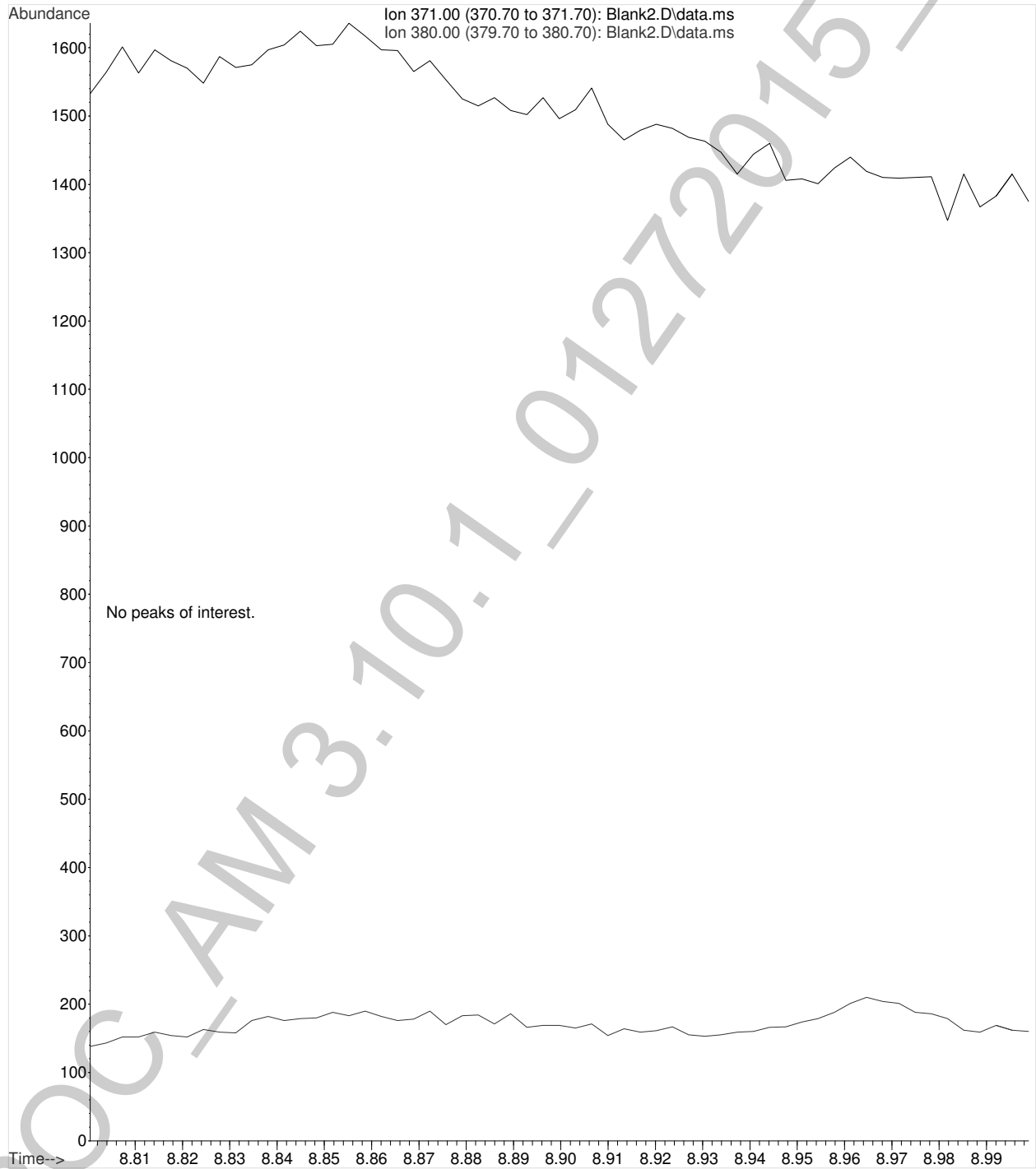
2

File :F:\Data\012715CAN\High Control-1ck.D  
Operator : Pocatello Laboratory  
Acquired : 27 Jan 2015 22:05 using AcqMethod CANN-11-10-2010.M  
Instrument : Bones  
Sample Name: High Control 60ng/mL  
Misc Info : Analytical Method 3.10.1  
Vial Number: 10



6

File :F:\Data\012715CAN\Blank2.D  
Operator : Pocatello Laboratory  
Acquired : 27 Jan 2015 22:19 using AcqMethod CANN-11-10-2010.M  
Instrument : Bones  
Sample Name: Blank  
Misc Info : CHCl3  
Vial Number: 99



Calibration data of Carboxy-THC-D9-TMS

LvLID	Amount (ratio)	Response (ratio)	Data File
4	25.0000	13173.000000	F:\Data\012715CAN\Calibrator Level 4.D
3	25.0000	13056.000000	F:\Data\012715CAN\Calibrator Level 3.D
5	25.0000	15850.000000	F:\Data\012715CAN\Calibrator Level 5.D
6	25.0000	12993.000000	F:\Data\012715CAN\Calibrator Level 6.D
2	25.0000	12947.000000	F:\Data\012715CAN\Calibrator Level 2.D
1	25.0000	13649.000000	F:\Data\012715CAN\Calibrator Level 1.D


Internal Standard

ROGAM 3.10.1\_01272015\_CDS

2

Calibration data of Carboxy-THC-TMS

LvLID	Amount (ratio)	Response (ratio)	bias (%)	Data File
4	1.0000	1.159872	1.79	F:\Data\012715CAN\Calibrator Level 4.D
3	0.4000	0.494638	13.76	F:\Data\012715CAN\Calibrator Level 3.D
5	2.0000	1.935773	-16.34	F:\Data\012715CAN\Calibrator Level 5.D
6	4.0000	4.835989	3.71	F:\Data\012715CAN\Calibrator Level 6.D
2	0.2000	0.268402	34.27	F:\Data\012715CAN\Calibrator Level 2.D
1	0.1000	0.138691	68.20	F:\Data\012715CAN\Calibrator Level 1.D



6

g

Quantitation Report (Not Reviewed)

Data Path : F:\Data\012715CAN\  
Data File : Negative Control.D  
Acq On : 27 Jan 2015 22:34  
Operator : Pocatello Laboratory  
Sample : Negative Control: UTAK Lot B0130  
Misc : Analytical Method 3.10.1  
ALS Vial : 1 Sample Multiplier: 1

Quant Time: Jan 28 11:30:51 2015  
Quant Method : F:\Methods\CANN12282010.M  
Quant Title : AM 3.10.1: Blood Carboxy-THC  
QLast Update : Wed Jan 28 11:27:51 2015  
Response via : Initial Calibration

Compound	R.T.	QIon	Response	Conc	Units	Dev(Min)
Internal Standards						
1) Carboxy-THC-D9-TMS	8.855	380	11128	25.00	ng/mL	0.00
Target Compounds						
2) Carboxy-THC-TMS	8.910	371	212	1.15	ng/mL#	Qvalue * 63

(#) = qualifier out of range (m) = manual integration (+) = signals summed


\*None detected.

2

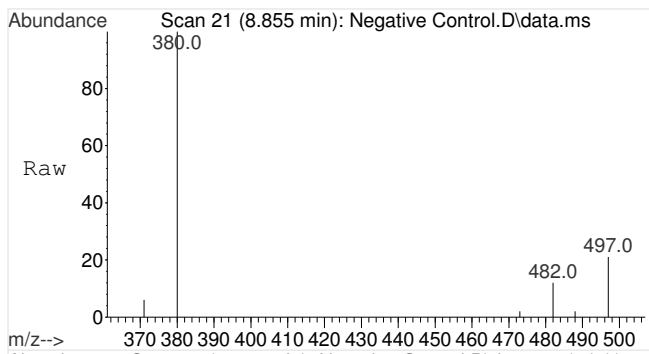
Quantitation Report (Not Reviewed)

Data Path : F:\Data\012715CAN\  
Data File : Negative Control.D  
Acq On : 27 Jan 2015 22:34  
Operator : Pocatello Laboratory  
Sample : Negative Control: UTAK Lot B0130  
Misc : Analytical Method 3.10.1  
ALS Vial : 1 Sample Multiplier: 1

Quant Time: Jan 28 11:30:51 2015  
Quant Method : F:\Methods\CANN12282010.M  
Quant Title : AM 3.10.1: Blood Carboxy-THC  
QLast Update : Wed Jan 28 11:27:51 2015  
Response via : Initial Calibration

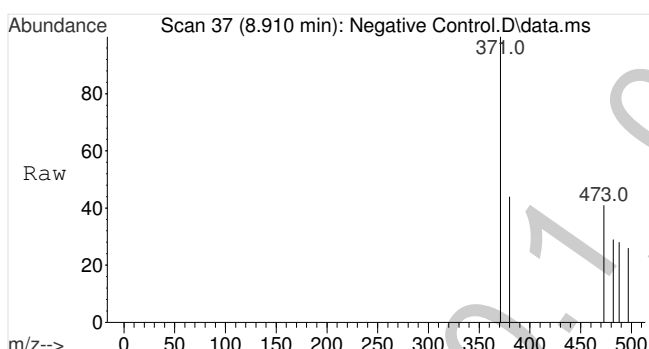
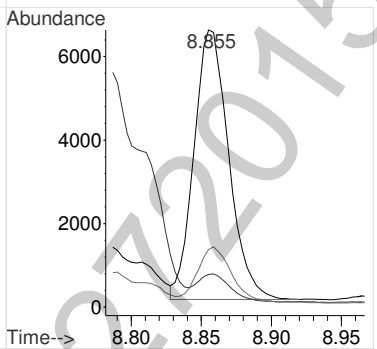
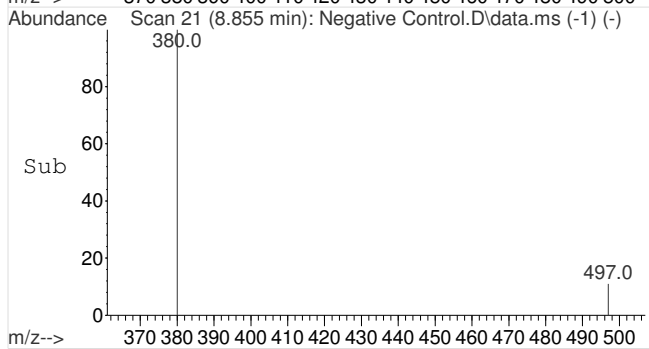


2



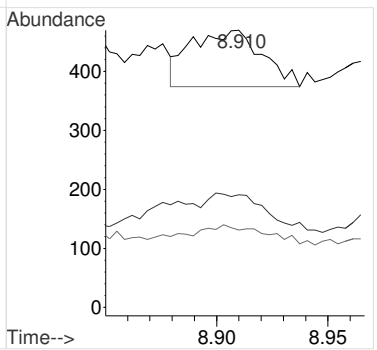
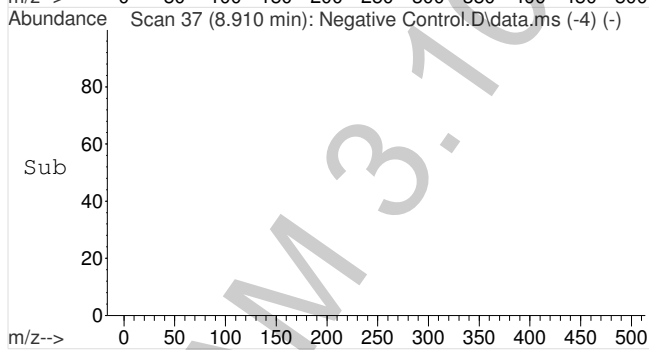
#1  
Carboxy-THC-D9-TMS  
Concen: 25.00 ng/mL  
RT: 8.855 min Scan# 21  
Delta R.T. -0.004 min  
Lab File: Negative Control.D  
Acq: 27 Jan 2015 22:34

Tgt Ion	Resp	Lower	Upper
380	11128		
380	100		
482	9.9	7.8	11.8
497	20.8	16.3	24.5



#2  
Carboxy-THC-TMS  
Concen: 1.15 ng/mL  
RT: 8.910 min Scan# 37  
Delta R.T. 0.014 min  
Lab File: Negative Control.D  
Acq: 27 Jan 2015 22:34

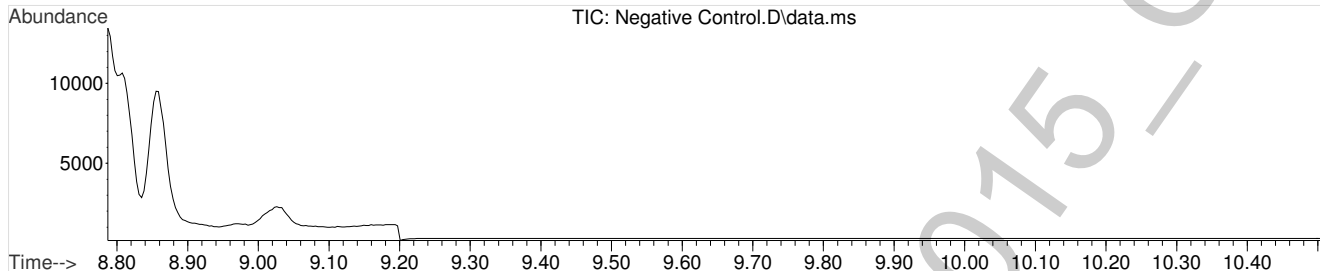
Tgt Ion	Resp	Lower	Upper
371	212		
371	100		
473	55.7	28.9	43.3#
488	0.0	16.6	25.0#



2

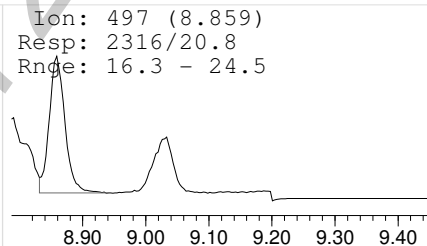
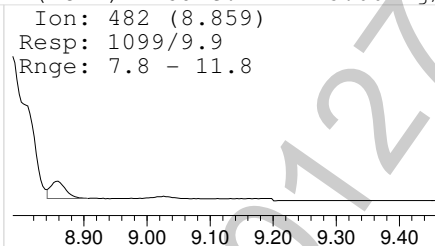
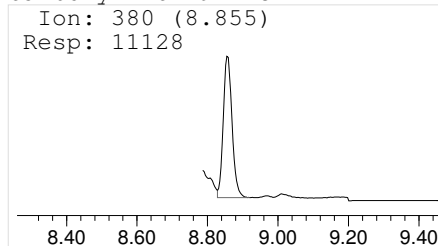
Quantitation Report (Not Reviewed)

Data Path : F:\Data\012715CAN\  
Data File : Negative Control.D  
Acq On : 27 Jan 2015 22:34  
Operator : Pocatello Laboratory  
Sample : Negative Control: UTAK Lot B0130  
Misc : Analytical Method 3.10.1  
ALS Vial : 1 Sample Multiplier: 1



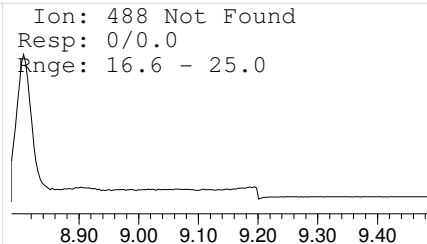
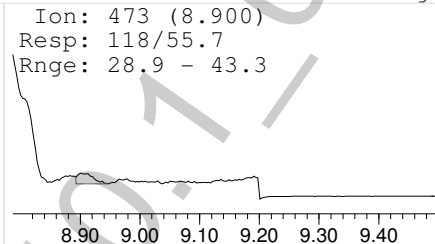
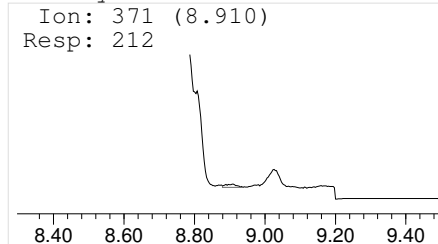
Carboxy-THC-D9-TMS

(ISTD) Amount: 25.00 ng/mL



Carboxy-THC-TMS

Amount: 1.15 ng/mL





2

Quantitation Report (Not Reviewed)

Data Path : F:\Data\012715CAN\  
Data File : Calibrator Level 1.D  
Acq On : 27 Jan 2015 22:49  
Operator : Pocatello Laboratory  
Sample : Calibrator Level 1: 2.5 ng/mL  
Misc : Analytical Method 3.10.1  
ALS Vial : 2 Sample Multiplier: 1

Quant Time: Jan 28 11:42:15 2015  
Quant Method : F:\Methods\CANN12282010.M  
Quant Title : AM 3.10.1: Blood Carboxy-THC  
QLast Update : Wed Jan 28 11:38:52 2015  
Response via : Initial Calibration

Compound	R.T.	QIon	Response	Conc	Units	Dev(Min)
Internal Standards						
1) Carboxy-THC-D9-TMS	8.855	380	13649	25.00	ng/mL	0.00
Target Compounds						
2) Carboxy-THC-TMS	8.896	371	1893	3.70	ng/mL	Qvalue * 93

(#) = qualifier out of range (m) = manual integration (+) = signals summed

\*Quantity exceeds 20% range. Use 5 ng/mL as administrative cutoff for this run. For qualitative purposes only.


02/03/15 2

6

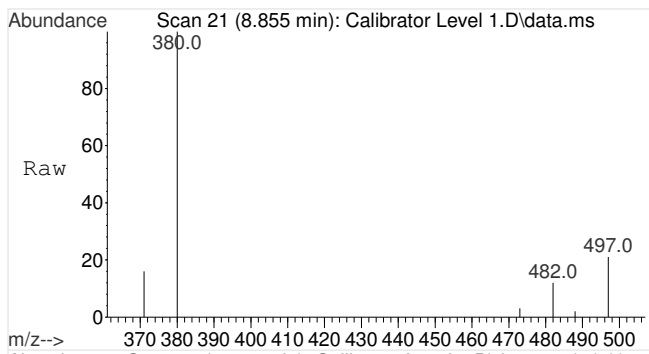
Quantitation Report (Not Reviewed)

Data Path : F:\Data\012715CAN\  
Data File : Calibrator Level 1.D  
Acq On : 27 Jan 2015 22:49  
Operator : Pocatello Laboratory  
Sample : Calibrator Level 1: 2.5 ng/mL  
Misc : Analytical Method 3.10.1  
ALS Vial : 2 Sample Multiplier: 1

Quant Time: Jan 28 11:42:15 2015  
Quant Method : F:\Methods\CANN12282010.M  
Quant Title : AM 3.10.1: Blood Carboxy-THC  
QLast Update : Wed Jan 28 11:38:52 2015  
Response via : Initial Calibration

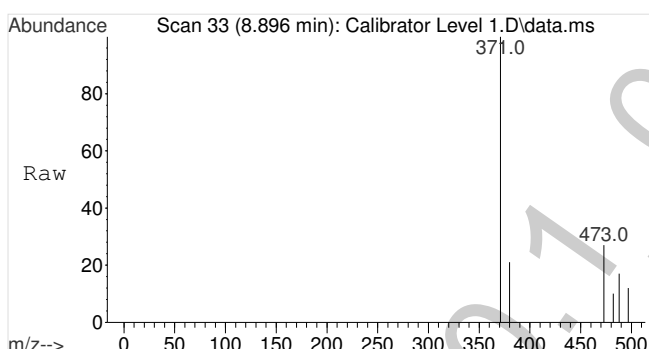
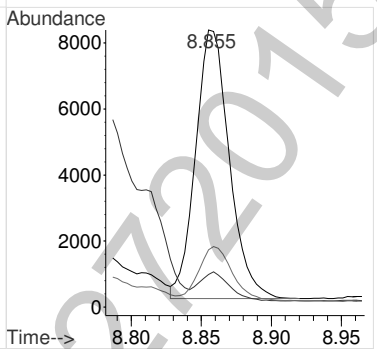
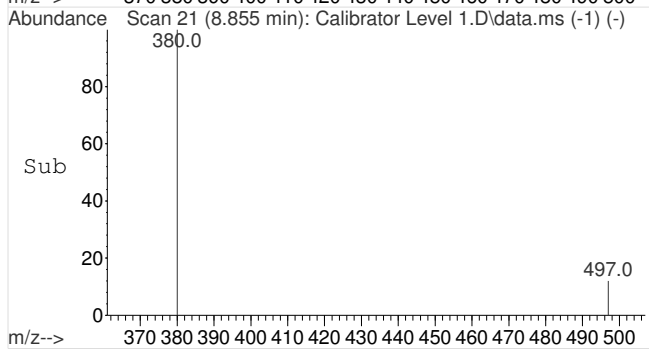


2



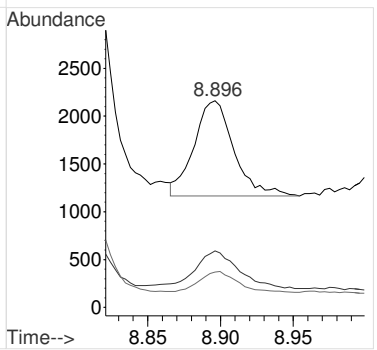
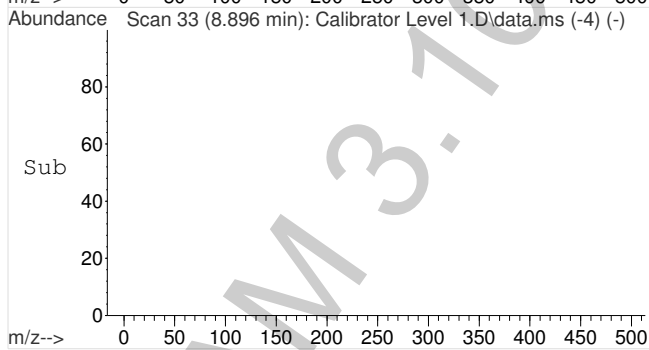
#1  
 Carboxy-THC-D9-TMS  
 Concen: 25.00 ng/mL  
 RT: 8.855 min Scan# 21  
 Delta R.T. -0.004 min  
 Lab File: Calibrator Level 1.D  
 Acq: 27 Jan 2015 22:49

Tgt Ion	Ratio	Lower	Upper
380	100		
482	9.6	8.0	12.0
497	19.9	16.2	24.4



#2  
 Carboxy-THC-TMS  
 Concen: 3.70 ng/mL  
 RT: 8.896 min Scan# 33  
 Delta R.T. 0.000 min  
 Lab File: Calibrator Level 1.D  
 Acq: 27 Jan 2015 22:49

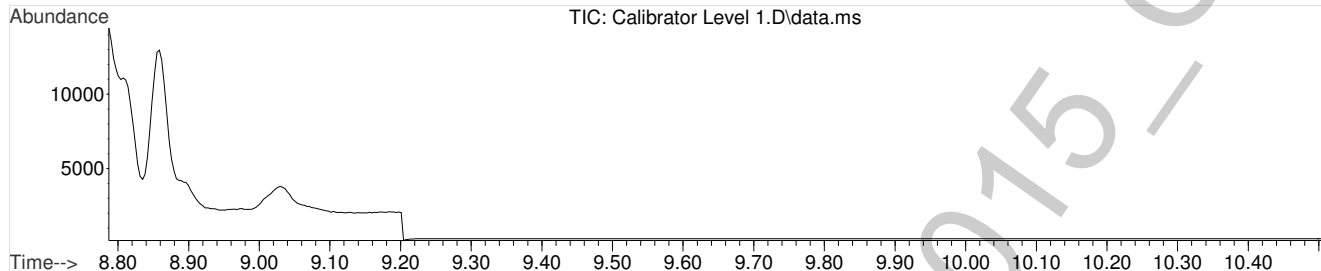
Tgt Ion	Ratio	Lower	Upper
371	100		
473	45.0	30.4	45.6
488	21.0	16.9	25.3



2

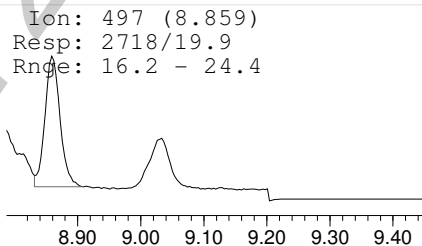
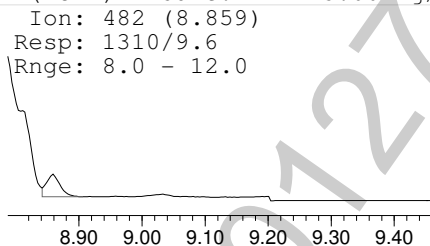
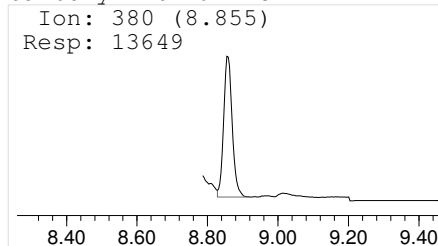
Quantitation Report (Not Reviewed)

Data Path : F:\Data\012715CAN\  
Data File : Calibrator Level 1.D  
Acq On : 27 Jan 2015 22:49  
Operator : Pocatello Laboratory  
Sample : Calibrator Level 1: 2.5 ng/mL  
Misc : Analytical Method 3.10.1  
ALS Vial : 2 Sample Multiplier: 1



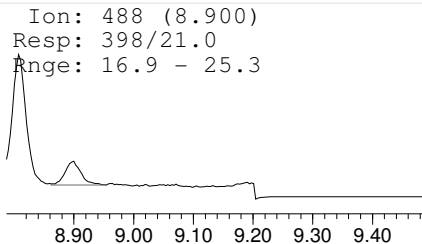
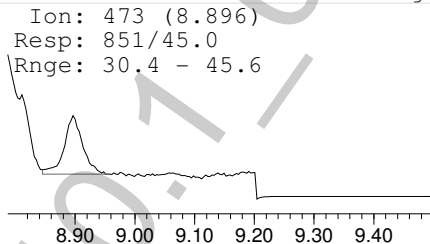
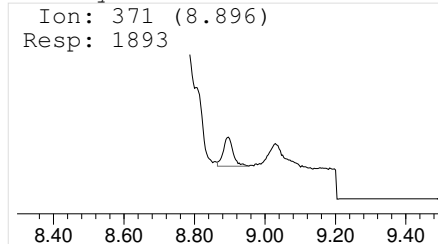
Carboxy-THC-D9-TMS

(ISTD) Amount: 25.00 ng/mL



Carboxy-THC-TMS

Amount: 3.70 ng/mL



2

Quantitation Report (Not Reviewed)

Data Path : F:\Data\012715CAN\  
Data File : Calibrator Level 2.D  
Acq On : 27 Jan 2015 23:04  
Operator : Pocatello Laboratory  
Sample : Calibrator Level 2: 5 ng/mL  
Misc : Analytical Method 3.10.1  
ALS Vial : 3 Sample Multiplier: 1

Quant Time: Jan 29 08:27:33 2015  
Quant Method : F:\Methods\CANN12282010.M  
Quant Title : AM 3.10.1: Blood Carboxy-THC  
QLast Update : Wed Jan 28 11:38:52 2015  
Response via : Initial Calibration

Compound	R.T.	QIon	Response	Conc	Units	Dev(Min)
Internal Standards						
1) Carboxy-THC-D9-TMS	8.859	380	12947	25.00	ng/mL	0.00
Target Compounds						
2) Carboxy-THC-TMS	8.893	371	3475	6.46	ng/mL	Qvalue * 98

(#) = qualifier out of range (m) = manual integration (+) = signals summed


\*Qualifier ions not out of range but software integration was incomplete. Refer to manual integration.

6

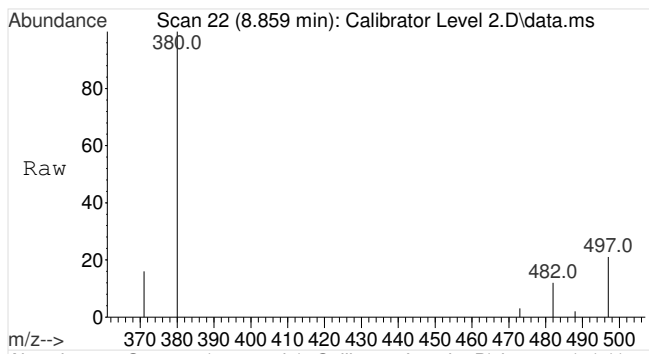
Quantitation Report (Not Reviewed)

Data Path : F:\Data\012715CAN\  
Data File : Calibrator Level 2.D  
Acq On : 27 Jan 2015 23:04  
Operator : Pocatello Laboratory  
Sample : Calibrator Level 2: 5 ng/mL  
Misc : Analytical Method 3.10.1  
ALS Vial : 3 Sample Multiplier: 1

Quant Time: Jan 29 08:27:33 2015  
Quant Method : F:\Methods\CANN12282010.M  
Quant Title : AM 3.10.1: Blood Carboxy-THC  
QLast Update : Wed Jan 28 11:38:52 2015  
Response via : Initial Calibration

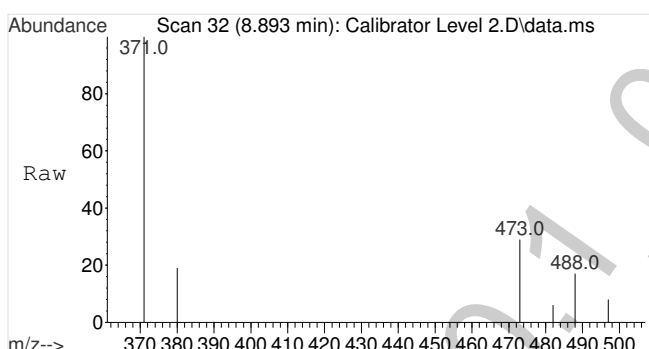
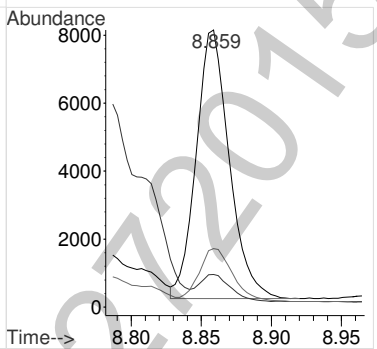
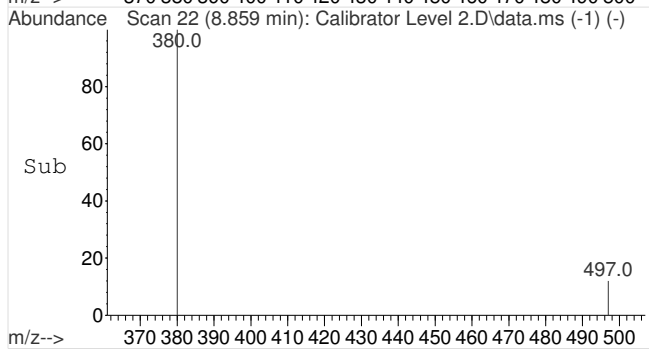


2



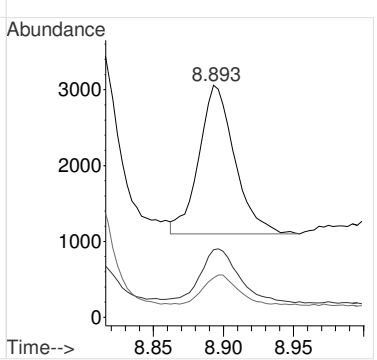
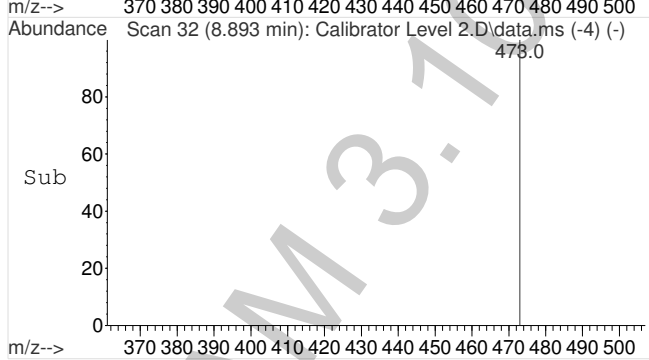
#1  
 Carboxy-THC-D9-TMS  
 Concen: 25.00 ng/mL  
 RT: 8.859 min Scan# 22  
 Delta R.T. -0.000 min  
 Lab File: Calibrator Level 2.D  
 Acq: 27 Jan 2015 23:04

Tgt Ion	Ratio	Lower	Upper
380	100		
482	9.6	8.0	12.0
497	20.6	16.2	24.4



#2  
 Carboxy-THC-TMS  
 Concen: 6.46 ng/mL  
 RT: 8.893 min Scan# 32  
 Delta R.T. -0.003 min  
 Lab File: Calibrator Level 2.D  
 Acq: 27 Jan 2015 23:04

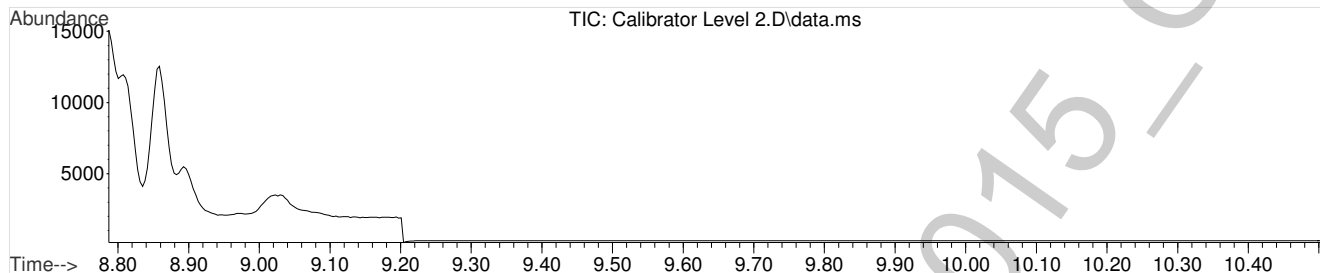
Tgt Ion	Ratio	Lower	Upper
371	100		
473	40.0	30.4	45.6
488	20.6	16.9	25.3



2

Quantitation Report (Not Reviewed)

Data Path : F:\Data\012715CAN\  
Data File : Calibrator Level 2.D  
Acq On : 27 Jan 2015 23:04  
Operator : Pocatello Laboratory  
Sample : Calibrator Level 2: 5 ng/mL  
Misc : Analytical Method 3.10.1  
ALS Vial : 3 Sample Multiplier: 1



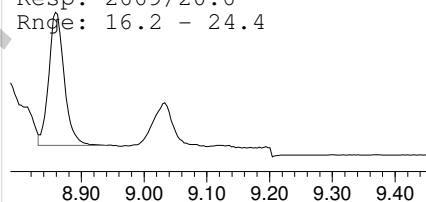
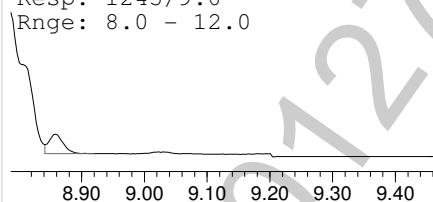
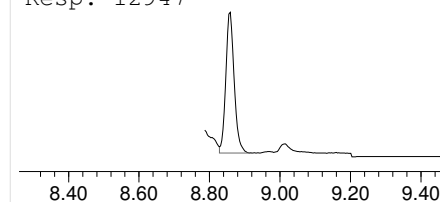
Carboxy-THC-D9-TMS

(ISTD) Amount: 25.00 ng/mL

Ion: 380 (8.859)  
Resp: 12947

Ion: 482 (8.859)  
Resp: 1245/9.6  
Rnge: 8.0 - 12.0

Ion: 497 (8.859)  
Resp: 2669/20.6  
Rnge: 16.2 - 24.4



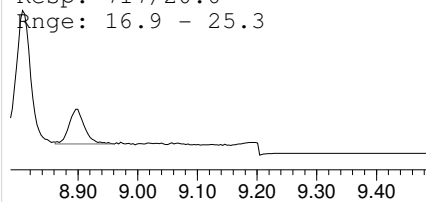
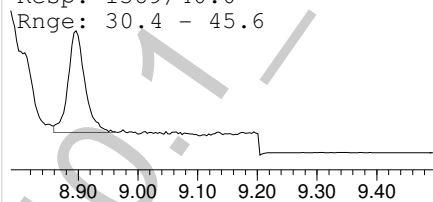
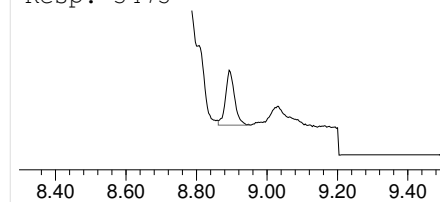
Carboxy-THC-TMS

Amount: 6.46 ng/mL

Ion: 371 (8.893)  
Resp: 3475

Ion: 473 (8.896)  
Resp: 1389/40.0  
Rnge: 30.4 - 45.6

Ion: 488 (8.896)  
Resp: 717/20.6  
Rnge: 16.9 - 25.3





2

Quantitation Report (QT Reviewed)

Data Path : F:\Data\012715CAN\  
Data File : Calibrator Level 2.D  
Acq On : 27 Jan 2015 23:04  
Operator : Pocatello Laboratory  
Sample : Calibrator Level 2: 5 ng/mL  
Misc : Analytical Method 3.10.1  
ALS Vial : 3 Sample Multiplier: 1

Quant Time: Jan 29 08:27:33 2015  
Quant Method : F:\Methods\CANN12282010.M  
Quant Title : AM 3.10.1: Blood Carboxy-THC  
QLast Update : Wed Jan 28 11:38:52 2015  
Response via : Initial Calibration

Compound	R.T.	QIon	Response	Conc	Units	Dev(Min)	
Internal Standards							
1) Carboxy-THC-D9-TMS	8.859	380	12947	25.00	ng/mL	0.00	
Target Compounds							
2) Carboxy-THC-TMS	8.893	371	3099m	5.84	ng/mL		Qvalue*

(#) = qualifier out of range (m) = manual integration (+) = signals summed


\*Manual integration successful.

2

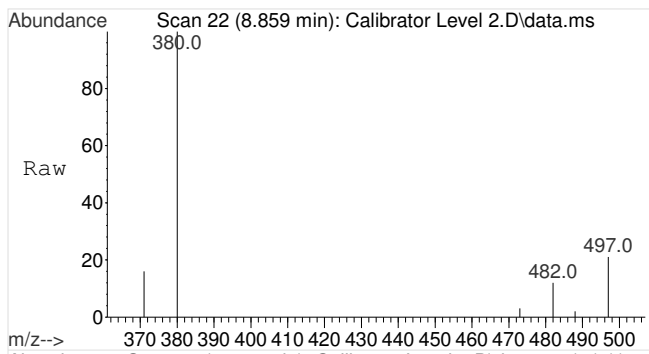
Quantitation Report (QT Reviewed)

Data Path : F:\Data\012715CAN\  
Data File : Calibrator Level 2.D  
Acq On : 27 Jan 2015 23:04  
Operator : Pocatello Laboratory  
Sample : Calibrator Level 2: 5 ng/mL  
Misc : Analytical Method 3.10.1  
ALS Vial : 3 Sample Multiplier: 1

Quant Time: Jan 29 08:27:33 2015  
Quant Method : F:\Methods\CANN12282010.M  
Quant Title : AM 3.10.1: Blood Carboxy-THC  
QLast Update : Wed Jan 28 11:38:52 2015  
Response via : Initial Calibration

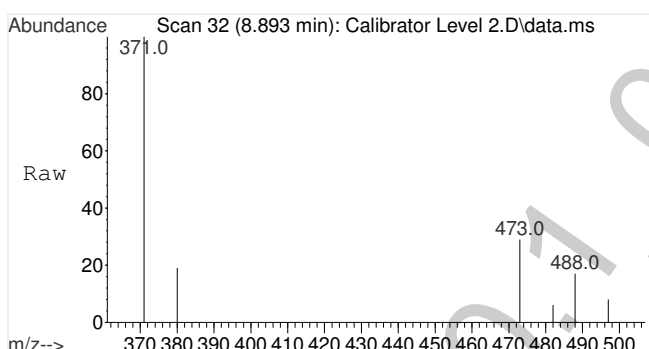
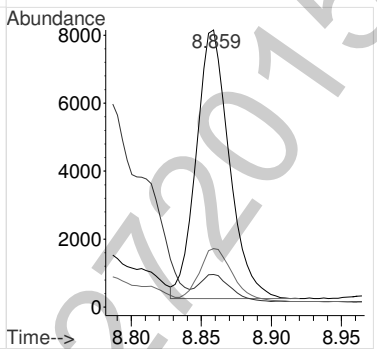
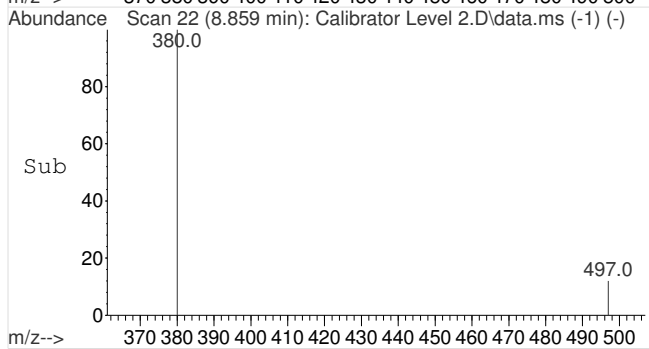


2



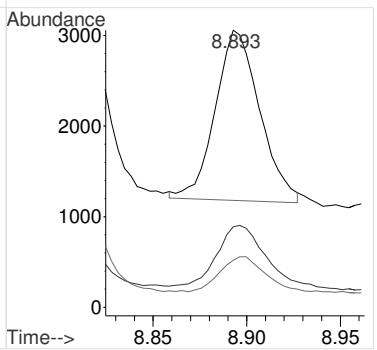

#1  
 Carboxy-THC-D9-TMS  
 Concen: 25.00 ng/mL  
 RT: 8.859 min Scan# 22  
 Delta R.T. -0.000 min  
 Lab File: Calibrator Level 2.D  
 Acq: 27 Jan 2015 23:04

Tgt Ion	Ratio	Lower	Upper
380	100		
482	9.6	8.0	12.0
497	20.6	16.2	24.4



#2  
 Carboxy-THC-TMS  
 Concen: 5.84 ng/mL m  
 RT: 8.893 min Scan# 32  
 Delta R.T. -0.003 min  
 Lab File: Calibrator Level 2.D  
 Acq: 27 Jan 2015 23:04

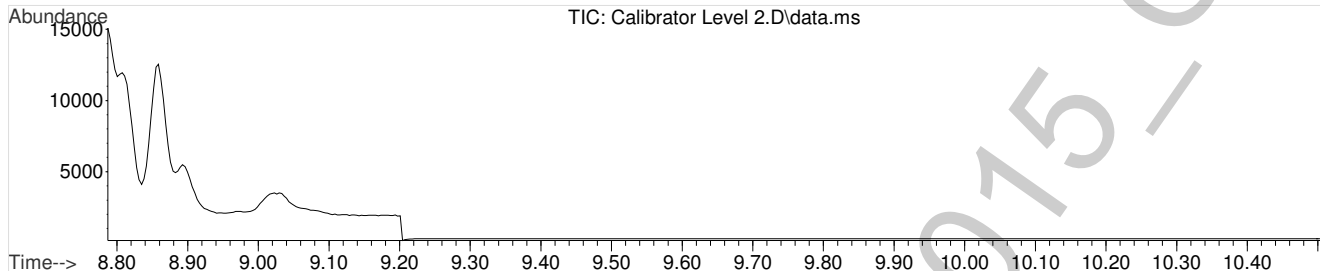
Tgt Ion	Ratio	Lower	Upper
371	100		
473	44.8	30.4	45.6
488	23.1	16.9	25.3



2

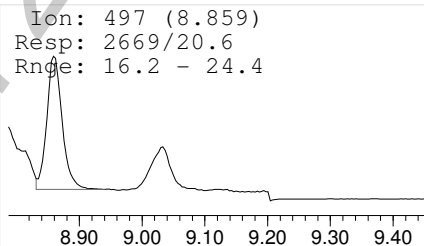
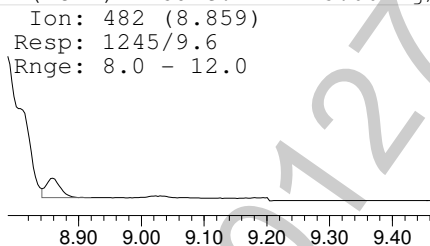
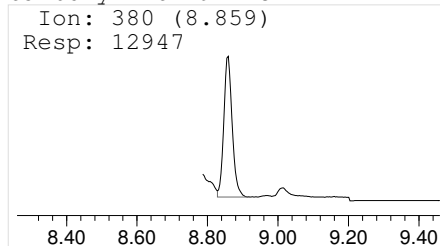
Quantitation Report (QT Reviewed)

Data Path : F:\Data\012715CAN\  
Data File : Calibrator Level 2.D  
Acq On : 27 Jan 2015 23:04  
Operator : Pocatello Laboratory  
Sample : Calibrator Level 2: 5 ng/mL  
Misc : Analytical Method 3.10.1  
ALS Vial : 3 Sample Multiplier: 1



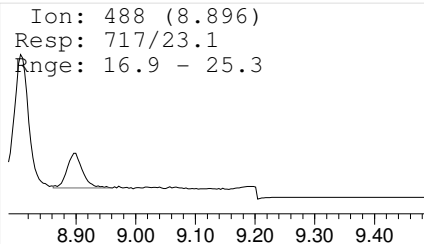
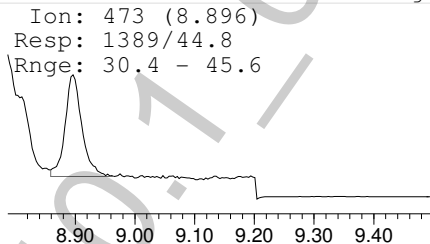
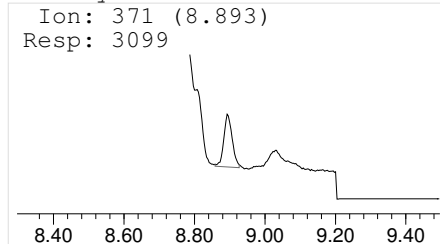
Carboxy-THC-D9-TMS

(ISTD) Amount: 25.00 ng/mL



Carboxy-THC-TMS

Amount: 5.84 ng/mL



2

Quantitation Report (Not Reviewed)

Data Path : F:\Data\012715CAN\  
Data File : Calibrator Level 3.D  
Acq On : 27 Jan 2015 23:18  
Operator : Pocatello Laboratory  
Sample : Calibrator Level 3: 10 ng/mL  
Misc : Analytical Method 3.10.1  
ALS Vial : 4 Sample Multiplier: 1

Quant Time: Jan 29 08:49:04 2015  
Quant Method : F:\Methods\CANN12282010.M  
Quant Title : AM 3.10.1: Blood Carboxy-THC  
QLast Update : Wed Jan 28 11:38:52 2015  
Response via : Initial Calibration

Compound	R.T.	QIon	Response	Conc	Units	Dev(Min)
Internal Standards						
1) Carboxy-THC-D9-TMS	8.859	380	13056	25.00	ng/mL	0.00
Target Compounds						
2) Carboxy-THC-TMS	8.896	371	6458	11.27	ng/mL	Qvalue 100


(#) = qualifier out of range (m) = manual integration (+) = signals summed

2

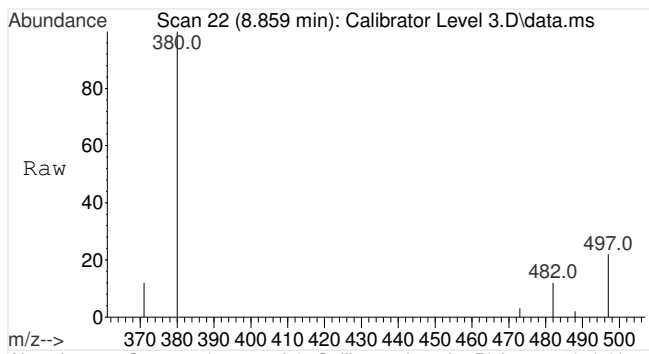
Quantitation Report (Not Reviewed)

Data Path : F:\Data\012715CAN\  
Data File : Calibrator Level 3.D  
Acq On : 27 Jan 2015 23:18  
Operator : Pocatello Laboratory  
Sample : Calibrator Level 3: 10 ng/mL  
Misc : Analytical Method 3.10.1  
ALS Vial : 4 Sample Multiplier: 1

Quant Time: Jan 29 08:49:04 2015  
Quant Method : F:\Methods\CANN12282010.M  
Quant Title : AM 3.10.1: Blood Carboxy-THC  
QLast Update : Wed Jan 28 11:38:52 2015  
Response via : Initial Calibration

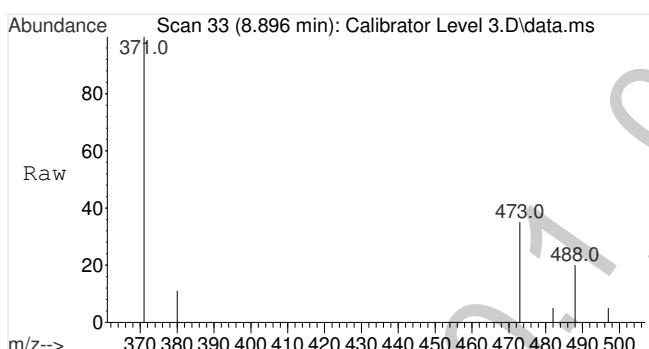
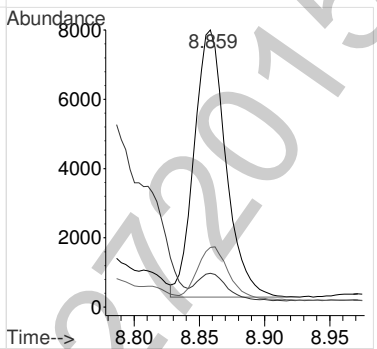
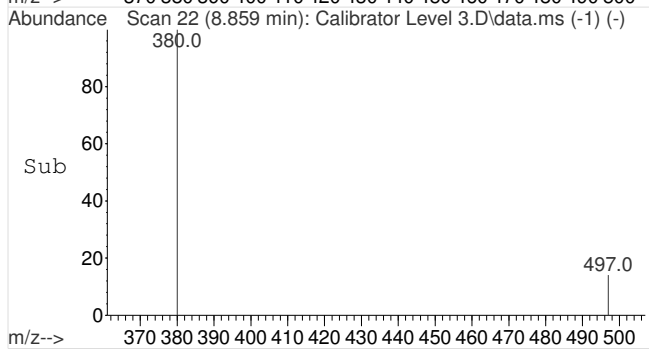


2



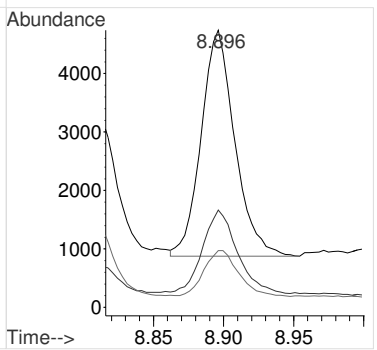

#1  
 Carboxy-THC-D9-TMS  
 Concen: 25.00 ng/mL  
 RT: 8.859 min Scan# 22  
 Delta R.T. -0.000 min  
 Lab File: Calibrator Level 3.D  
 Acq: 27 Jan 2015 23:18

Tgt Ion	Ratio	Lower	Upper
380	100		
482	10.0	8.0	12.0
497	20.3	16.2	24.4



#2  
 Carboxy-THC-TMS  
 Concen: 11.27 ng/mL  
 RT: 8.896 min Scan# 33  
 Delta R.T. 0.000 min  
 Lab File: Calibrator Level 3.D  
 Acq: 27 Jan 2015 23:18

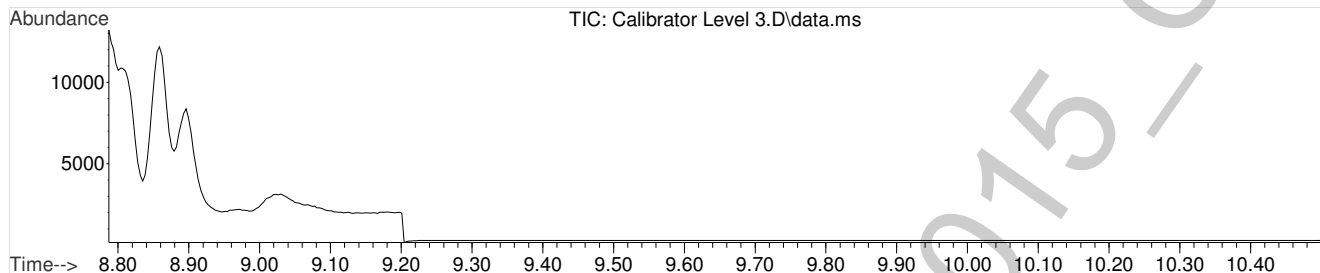
Tgt Ion	Ratio	Lower	Upper
371	100		
473	38.0	30.4	45.6
488	21.1	16.9	25.3



2

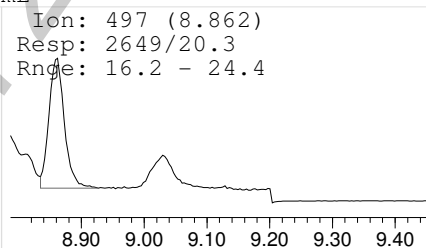
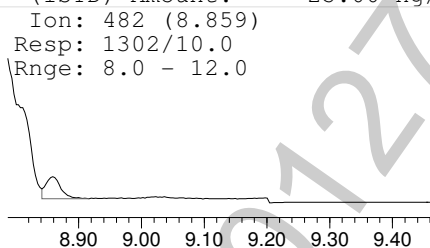
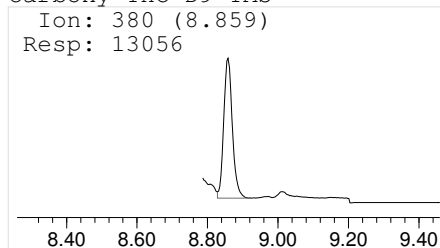
Quantitation Report (Not Reviewed)

Data Path : F:\Data\012715CAN\  
Data File : Calibrator Level 3.D  
Acq On : 27 Jan 2015 23:18  
Operator : Pocatello Laboratory  
Sample : Calibrator Level 3: 10 ng/mL  
Misc : Analytical Method 3.10.1  
ALS Vial : 4 Sample Multiplier: 1



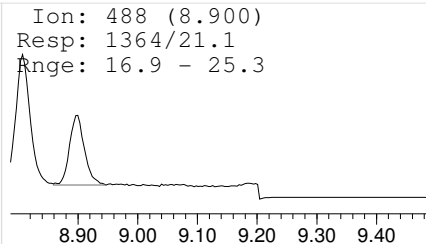
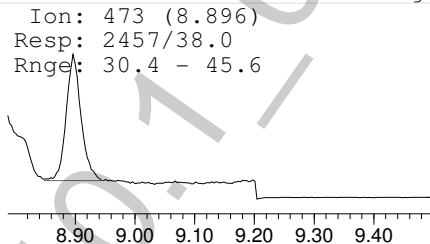
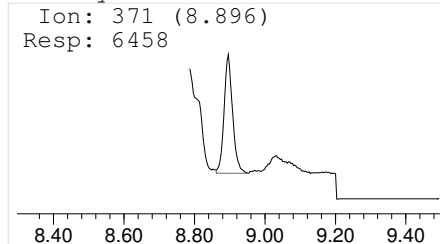
Carboxy-THC-D9-TMS

(ISTD) Amount: 25.00 ng/mL



Carboxy-THC-TMS

Amount: 11.27 ng/mL





2

Quantitation Report (Not Reviewed)

Data Path : F:\Data\012715CAN\  
Data File : Calibrator Level 4.D  
Acq On : 27 Jan 2015 23:33  
Operator : Pocatello Laboratory  
Sample : Calibrator Level 4: 25 ng/mL  
Misc : Analytical Method 3.10.1  
ALS Vial : 5 Sample Multiplier: 1

Quant Time: Jan 29 08:49:43 2015  
Quant Method : F:\Methods\CANN12282010.M  
Quant Title : AM 3.10.1: Blood Carboxy-THC  
QLast Update : Wed Jan 28 11:38:52 2015  
Response via : Initial Calibration

Compound	R.T.	QIon	Response	Conc	Units	Dev(Min)
Internal Standards						
1) Carboxy-THC-D9-TMS	8.859	380	13173	25.00	ng/mL	0.00
Target Compounds						
2) Carboxy-THC-TMS	8.896	371	15279	25.43	ng/mL	Qvalue 98


(#) = qualifier out of range (m) = manual integration (+) = signals summed

2

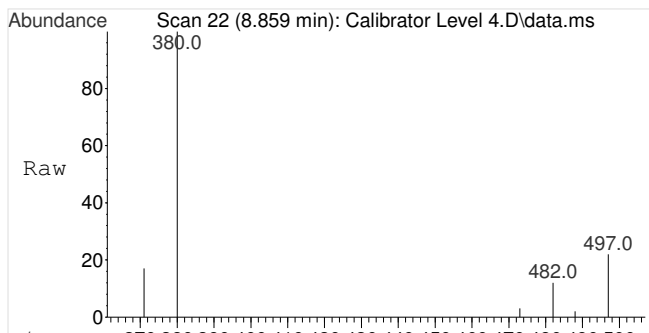
Quantitation Report (Not Reviewed)

Data Path : F:\Data\012715CAN\  
Data File : Calibrator Level 4.D  
Acq On : 27 Jan 2015 23:33  
Operator : Pocatello Laboratory  
Sample : Calibrator Level 4: 25 ng/mL  
Misc : Analytical Method 3.10.1  
ALS Vial : 5 Sample Multiplier: 1

Quant Time: Jan 29 08:49:43 2015  
Quant Method : F:\Methods\CANN12282010.M  
Quant Title : AM 3.10.1: Blood Carboxy-THC  
QLast Update : Wed Jan 28 11:38:52 2015  
Response via : Initial Calibration

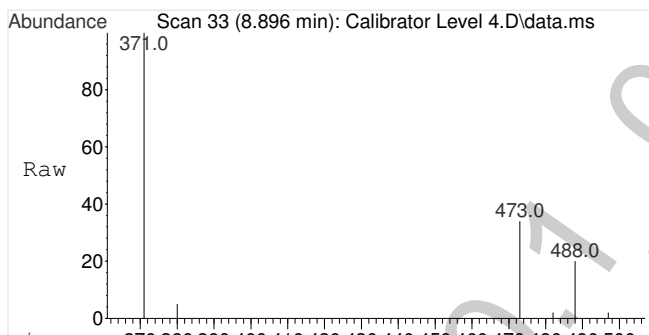
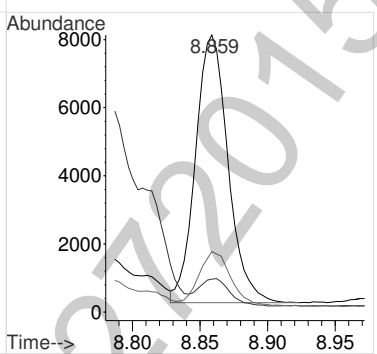
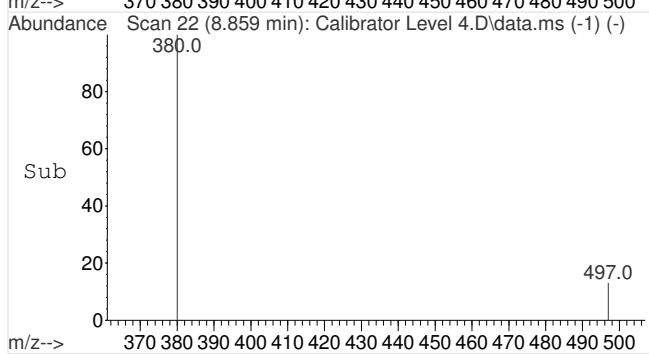


2



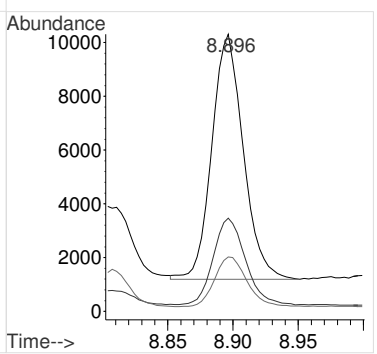
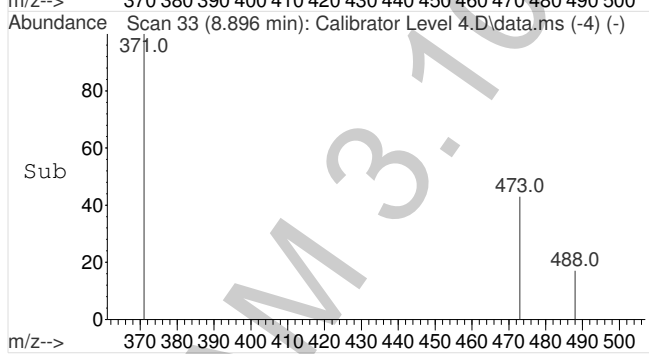
#1  
 Carboxy-THC-D9-TMS  
 Concen: 25.00 ng/mL  
 RT: 8.859 min Scan# 22  
 Delta R.T. -0.000 min  
 Lab File: Calibrator Level 4.D  
 Acq: 27 Jan 2015 23:33

Tgt Ion	Ratio	Lower	Upper
380	100		
482	9.8	8.0	12.0
497	20.4	16.2	24.4



#2  
 Carboxy-THC-TMS  
 Concen: 25.43 ng/mL  
 RT: 8.896 min Scan# 33  
 Delta R.T. 0.000 min  
 Lab File: Calibrator Level 4.D  
 Acq: 27 Jan 2015 23:33

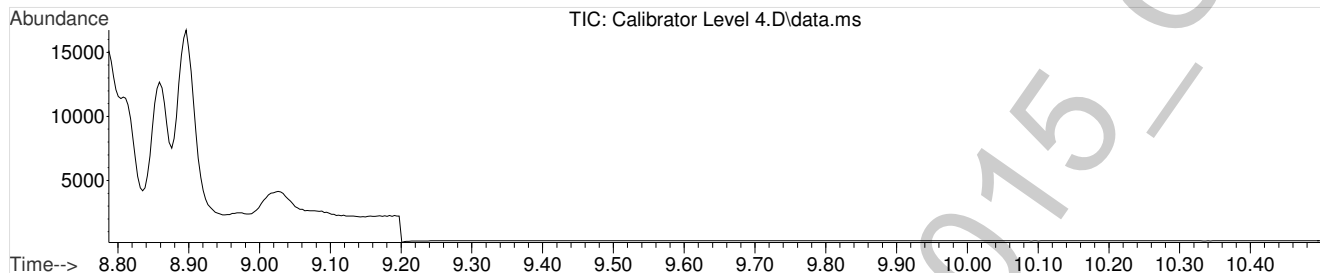
Tgt Ion	Ratio	Lower	Upper
371	100		
473	36.1	30.4	45.6
488	20.8	16.9	25.3



2

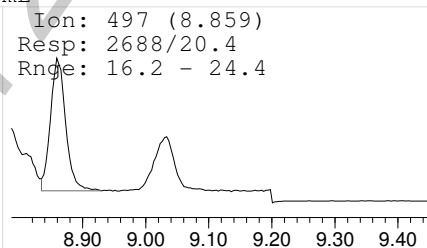
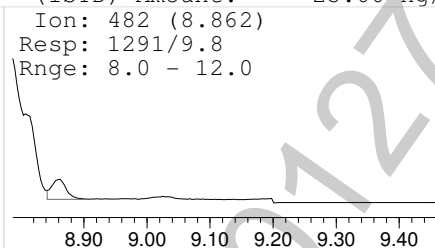
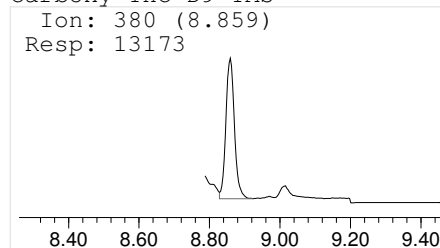
Quantitation Report (Not Reviewed)

Data Path : F:\Data\012715CAN\  
Data File : Calibrator Level 4.D  
Acq On : 27 Jan 2015 23:33  
Operator : Pocatello Laboratory  
Sample : Calibrator Level 4: 25 ng/mL  
Misc : Analytical Method 3.10.1  
ALS Vial : 5 Sample Multiplier: 1



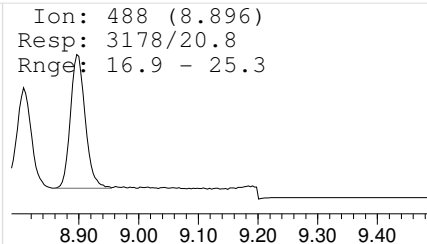
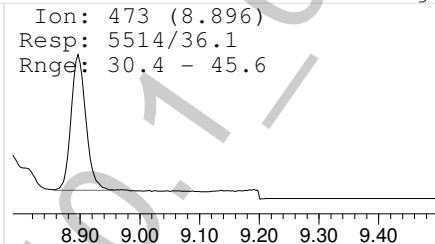
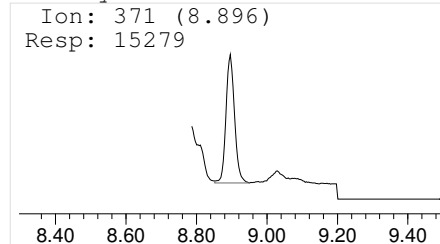
Carboxy-THC-D9-TMS

(ISTD) Amount: 25.00 ng/mL



Carboxy-THC-TMS

Amount: 25.43 ng/mL



2

Quantitation Report (Not Reviewed)

Data Path : F:\Data\012715CAN\  
Data File : Calibrator Level 5.D  
Acq On : 27 Jan 2015 23:48  
Operator : Pocatello Laboratory  
Sample : Calibrator Level 5: 50 ng/mL  
Misc : Analytical Method 3.10.1  
ALS Vial : 6 Sample Multiplier: 1

Quant Time: Jan 29 08:50:29 2015  
Quant Method : F:\Methods\CANN12282010.M  
Quant Title : AM 3.10.1: Blood Carboxy-THC  
QLast Update : Wed Jan 28 11:38:52 2015  
Response via : Initial Calibration

Compound	R.T.	QIon	Response	Conc	Units	Dev(Min)
Internal Standards						
1) Carboxy-THC-D9-TMS	8.855	380	15850	25.00	ng/mL	0.00
Target Compounds						
2) Carboxy-THC-TMS	8.893	371	30682	41.95	ng/mL	Qvalue 98

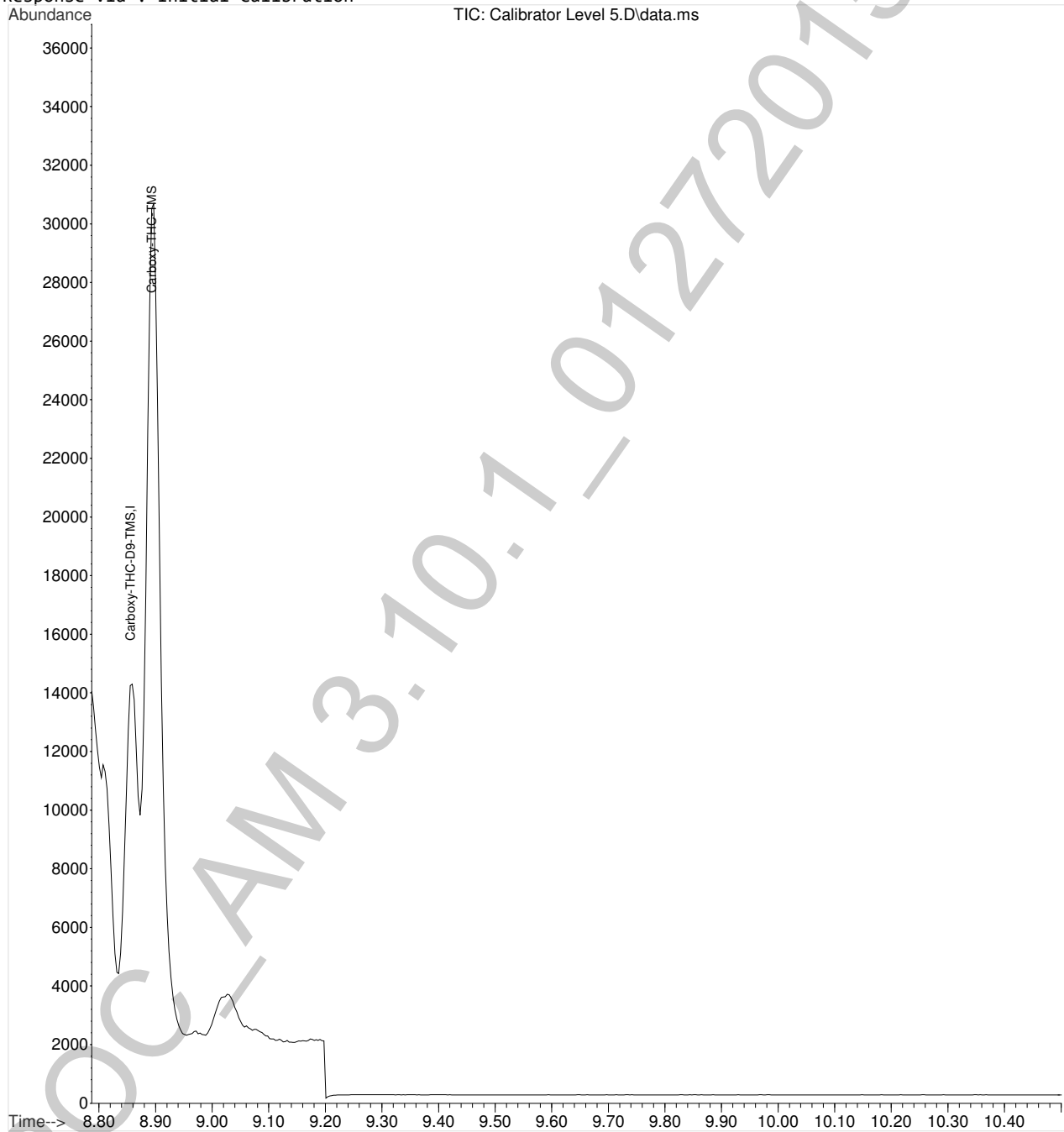
(#) = qualifier out of range (m) = manual integration (+) = signals summed

2

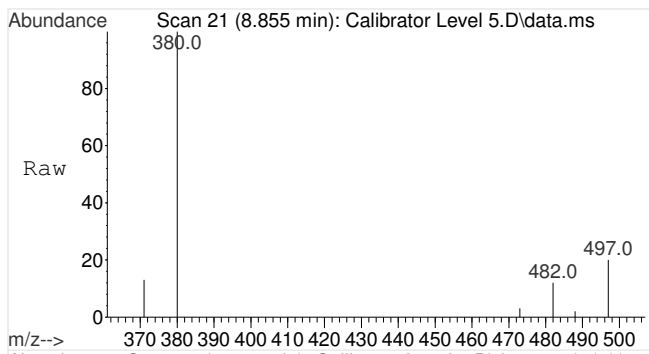
Quantitation Report (Not Reviewed)

Data Path : F:\Data\012715CAN\  
Data File : Calibrator Level 5.D  
Acq On : 27 Jan 2015 23:48  
Operator : Pocatello Laboratory  
Sample : Calibrator Level 5: 50 ng/mL  
Misc : Analytical Method 3.10.1  
ALS Vial : 6 Sample Multiplier: 1

Quant Time: Jan 29 08:50:29 2015  
Quant Method : F:\Methods\CANN12282010.M  
Quant Title : AM 3.10.1: Blood Carboxy-THC  
QLast Update : Wed Jan 28 11:38:52 2015  
Response via : Initial Calibration

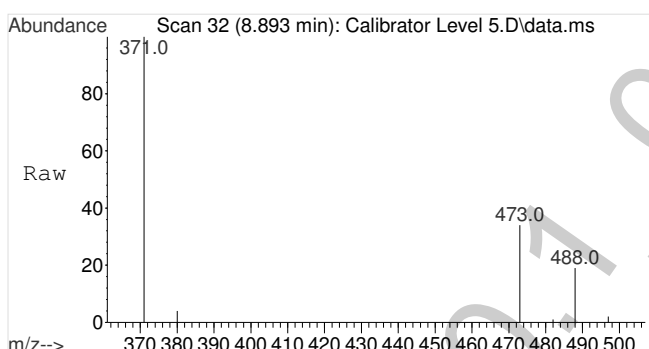
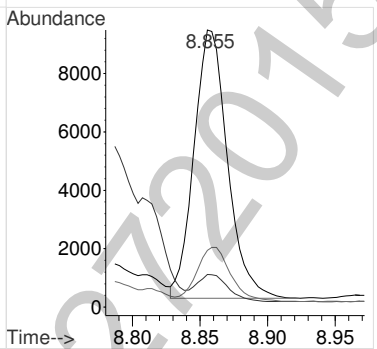
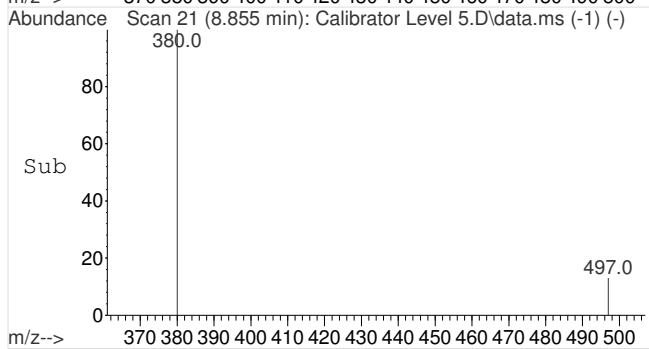


2



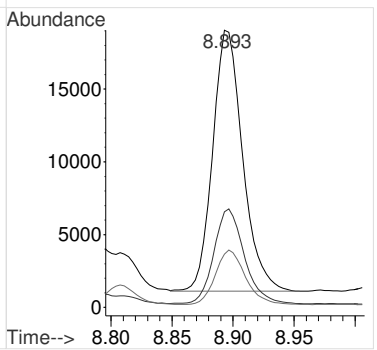

#1  
 Carboxy-THC-D9-TMS  
 Concen: 25.00 ng/mL  
 RT: 8.855 min Scan# 21  
 Delta R.T. -0.004 min  
 Lab File: Calibrator Level 5.D  
 Acq: 27 Jan 2015 23:48

Tgt Ion	Ratio	Lower	Upper
380	100		
482	9.8	8.0	12.0
497	20.5	16.2	24.4



#2  
 Carboxy-THC-TMS  
 Concen: 41.95 ng/mL  
 RT: 8.893 min Scan# 32  
 Delta R.T. -0.003 min  
 Lab File: Calibrator Level 5.D  
 Acq: 27 Jan 2015 23:48

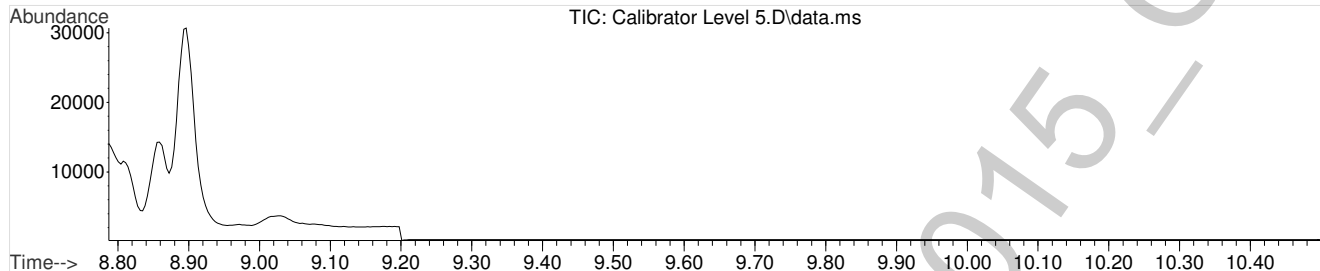
Tgt Ion	Ratio	Lower	Upper
371	100		
473	36.7	30.4	45.6
488	20.9	16.9	25.3



6

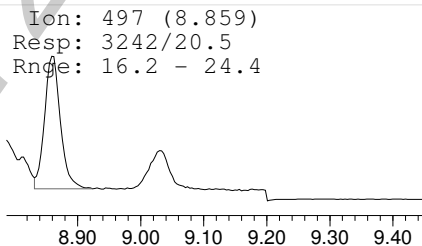
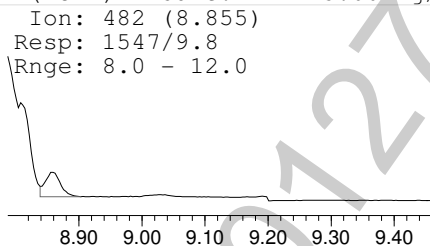
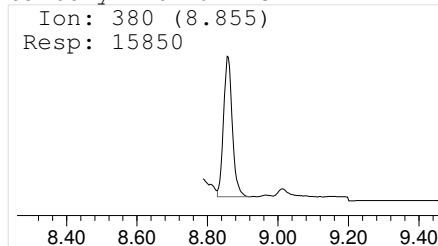
Quantitation Report (Not Reviewed)

Data Path : F:\Data\012715CAN\  
Data File : Calibrator Level 5.D  
Acq On : 27 Jan 2015 23:48  
Operator : Pocatello Laboratory  
Sample : Calibrator Level 5: 50 ng/mL  
Misc : Analytical Method 3.10.1  
ALS Vial : 6 Sample Multiplier: 1



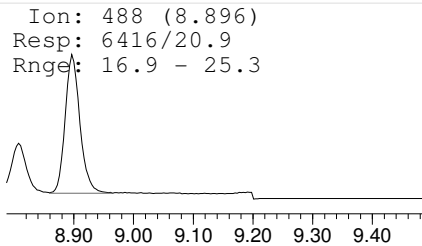
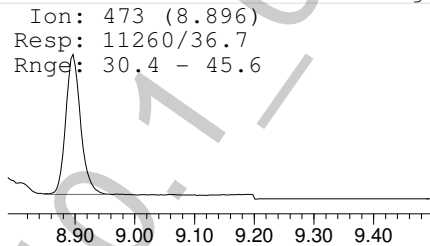
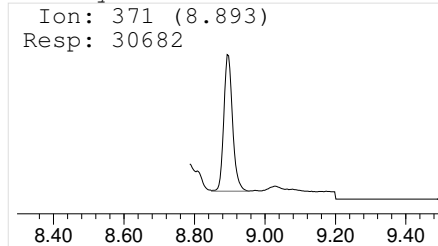
Carboxy-THC-D9-TMS

(ISTD) Amount: 25.00 ng/mL



Carboxy-THC-TMS

Amount: 41.95 ng/mL





6

Quantitation Report (Not Reviewed)

Data Path : F:\Data\012715CAN\  
Data File : Calibrator Level 6.D  
Acq On : 28 Jan 2015 00:02  
Operator : Pocatello Laboratory  
Sample : Calibrator Level 6: 100 ng/mL  
Misc : Analytical Method 3.10.1  
ALS Vial : 7 Sample Multiplier: 1

Quant Time: Jan 29 08:51:06 2015  
Quant Method : F:\Methods\CANN12282010.M  
Quant Title : AM 3.10.1: Blood Carboxy-THC  
QLast Update : Wed Jan 28 11:38:52 2015  
Response via : Initial Calibration

Compound	R.T.	QIon	Response	Conc	Units	Dev(Min)	
Internal Standards							
1) Carboxy-THC-D9-TMS	8.859	380	12993	25.00	ng/mL	0.00	
Target Compounds							
2) Carboxy-THC-TMS	8.896	371	62834	103.69	ng/mL		Qvalue 98


(#) = qualifier out of range (m) = manual integration (+) = signals summed

2

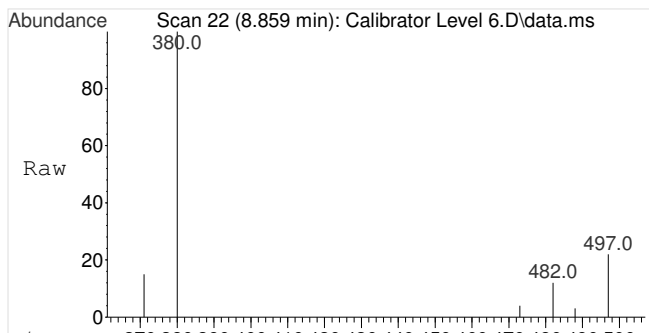
Quantitation Report (Not Reviewed)

Data Path : F:\Data\012715CAN\  
Data File : Calibrator Level 6.D  
Acq On : 28 Jan 2015 00:02  
Operator : Pocatello Laboratory  
Sample : Calibrator Level 6: 100 ng/mL  
Misc : Analytical Method 3.10.1  
ALS Vial : 7 Sample Multiplier: 1

Quant Time: Jan 29 08:51:06 2015  
Quant Method : F:\Methods\CANN12282010.M  
Quant Title : AM 3.10.1: Blood Carboxy-THC  
QLast Update : Wed Jan 28 11:38:52 2015  
Response via : Initial Calibration

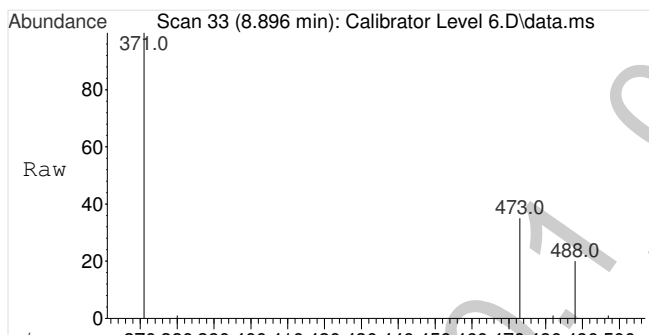
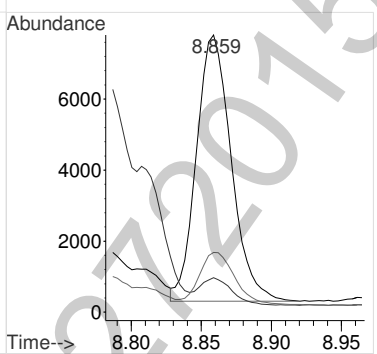
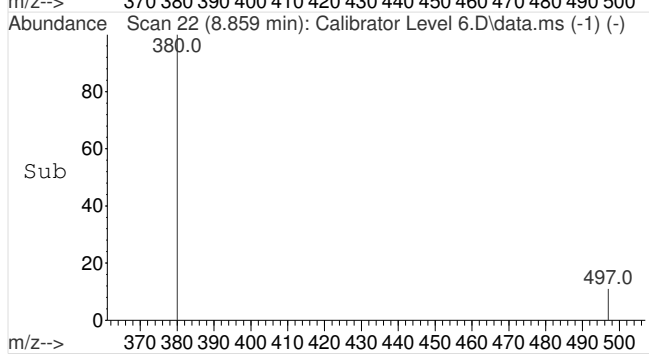


2



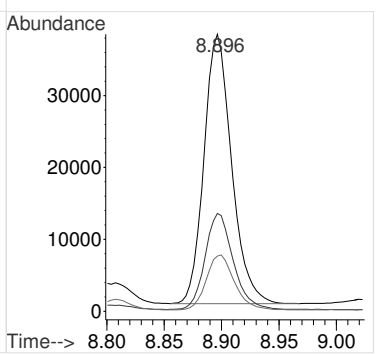
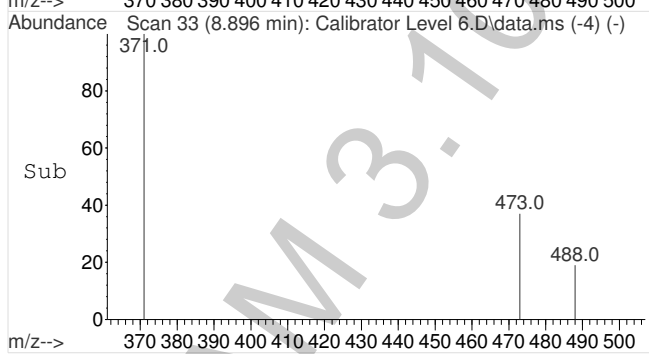
#1  
 Carboxy-THC-D9-TMS  
 Concen: 25.00 ng/mL  
 RT: 8.859 min Scan# 22  
 Delta R.T. -0.000 min  
 Lab File: Calibrator Level 6.D  
 Acq: 28 Jan 2015 00:02

Tgt Ion	Ratio	Lower	Upper
380	100		
482	9.8	8.0	12.0
497	20.6	16.2	24.4



#2  
 Carboxy-THC-TMS  
 Concen: 103.69 ng/mL  
 RT: 8.896 min Scan# 33  
 Delta R.T. 0.000 min  
 Lab File: Calibrator Level 6.D  
 Acq: 28 Jan 2015 00:02

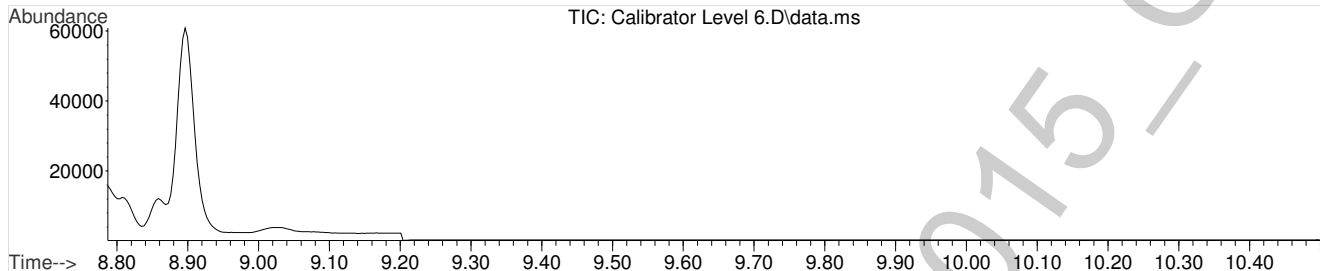
Tgt Ion	Ratio	Lower	Upper
371	100		
473	36.1	30.4	45.6
488	20.7	16.9	25.3



2

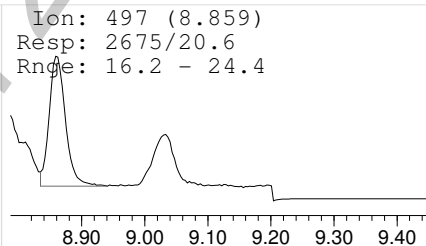
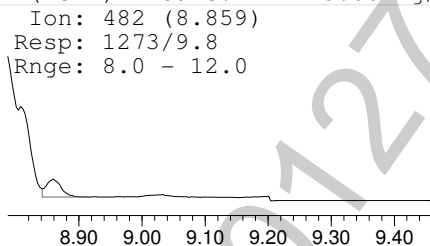
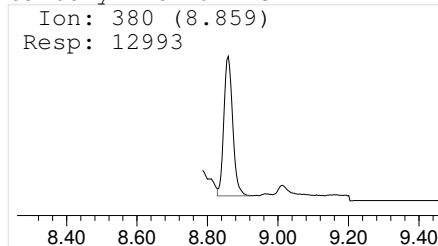
Quantitation Report (Not Reviewed)

Data Path : F:\Data\012715CAN\  
Data File : Calibrator Level 6.D  
Acq On : 28 Jan 2015 00:02  
Operator : Pocatello Laboratory  
Sample : Calibrator Level 6: 100 ng/mL  
Misc : Analytical Method 3.10.1  
ALS Vial : 7 Sample Multiplier: 1



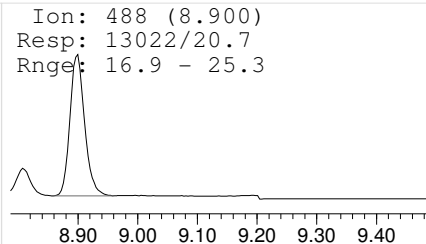
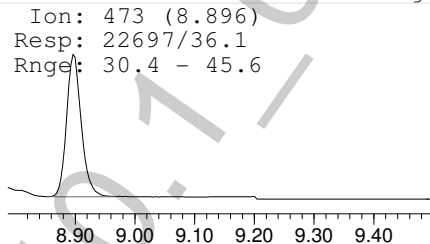
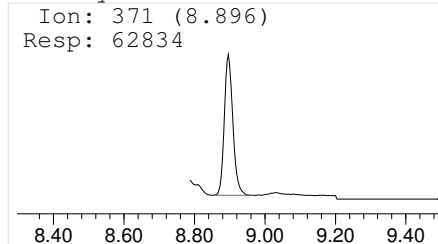
Carboxy-THC-D9-TMS

(ISTD) Amount: 25.00 ng/mL



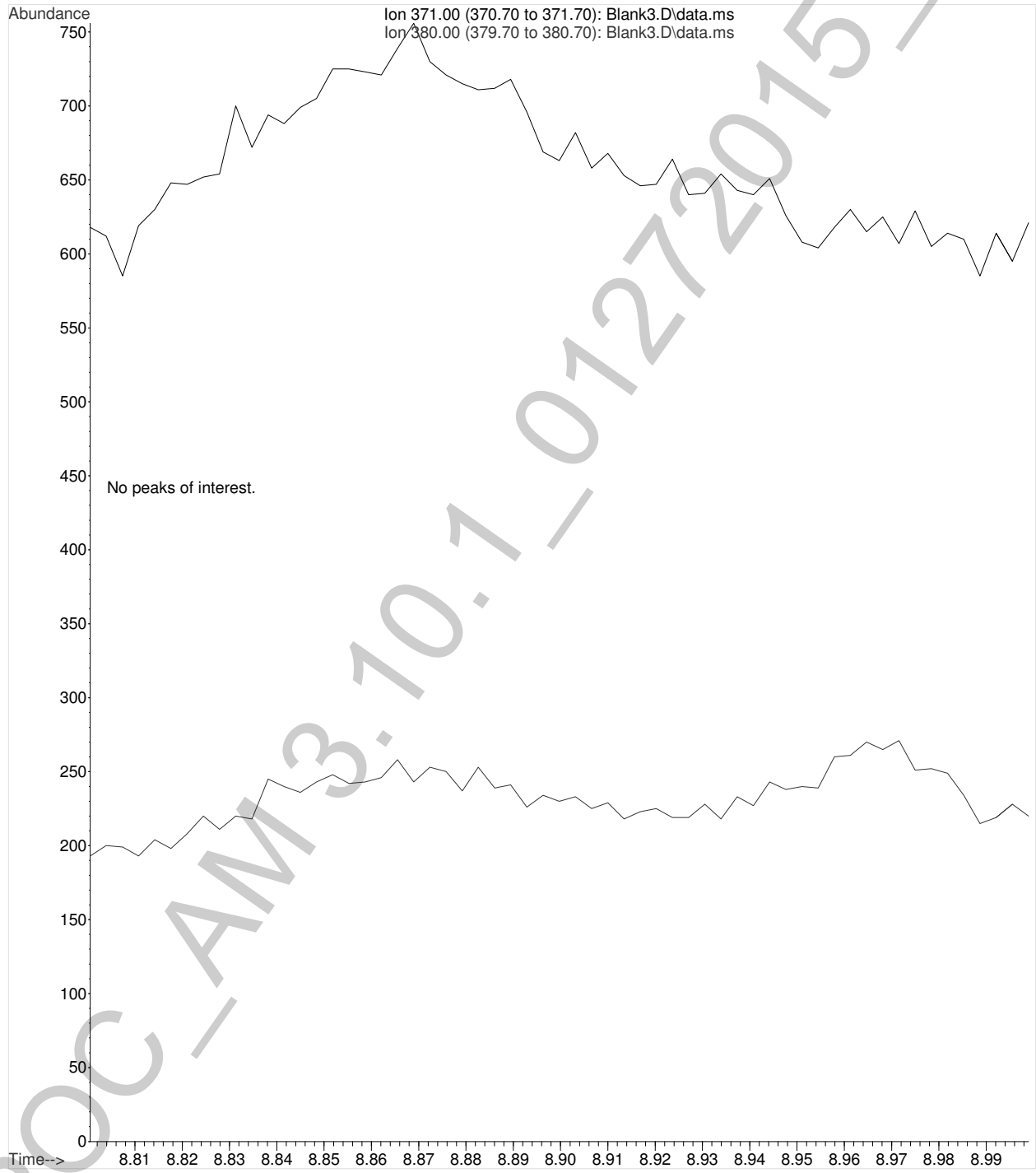
Carboxy-THC-TMS

Amount: 103.69 ng/mL



2

File :F:\Data\012715CAN\Blank3.D  
Operator : Pocatello Laboratory  
Acquired : 28 Jan 2015 00:17 using AcqMethod CANN-11-10-2010.M  
Instrument : Bones  
Sample Name: Blank  
Misc Info : CHCl3  
Vial Number: 98



2

Quantitation Report (Not Reviewed)

Data Path : F:\Data\012715CAN\  
Data File : Low Control-1.D  
Acq On : 28 Jan 2015 00:32  
Operator : Pocatello Laboratory  
Sample : Low Control: 6 ng/mL  
Misc : Analytical Method 3.10.1  
ALS Vial : 8 Sample Multiplier: 1

Quant Time: Jan 29 08:57:05 2015  
Quant Method : F:\Methods\CANN12282010.M  
Quant Title : AM 3.10.1: Blood Carboxy-THC  
QLast Update : Wed Jan 28 11:38:52 2015  
Response via : Initial Calibration

Compound	R.T.	QIon	Response	Conc	Units	Dev(Min)	
Internal Standards							
1) Carboxy-THC-D9-TMS	8.859	380	14316	25.00	ng/mL	0.00	
Target Compounds							
2) Carboxy-THC-TMS	8.896	371	4141	6.90	ng/mL		Qvalue 99


(#) = qualifier out of range (m) = manual integration (+) = signals summed

2

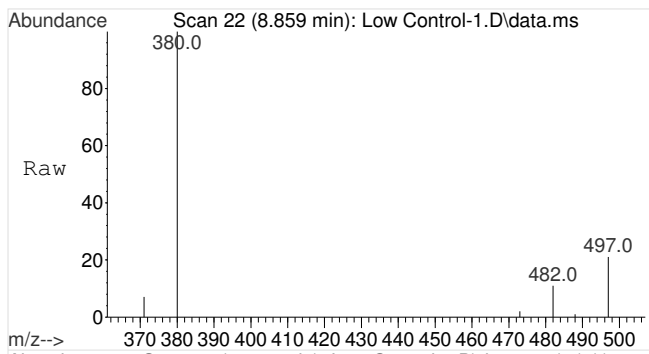
Quantitation Report (Not Reviewed)

Data Path : F:\Data\012715CAN\  
Data File : Low Control-1.D  
Acq On : 28 Jan 2015 00:32  
Operator : Pocatello Laboratory  
Sample : Low Control: 6 ng/mL  
Misc : Analytical Method 3.10.1  
ALS Vial : 8 Sample Multiplier: 1

Quant Time: Jan 29 08:57:05 2015  
Quant Method : F:\Methods\CANN12282010.M  
Quant Title : AM 3.10.1: Blood Carboxy-THC  
QLast Update : Wed Jan 28 11:38:52 2015  
Response via : Initial Calibration

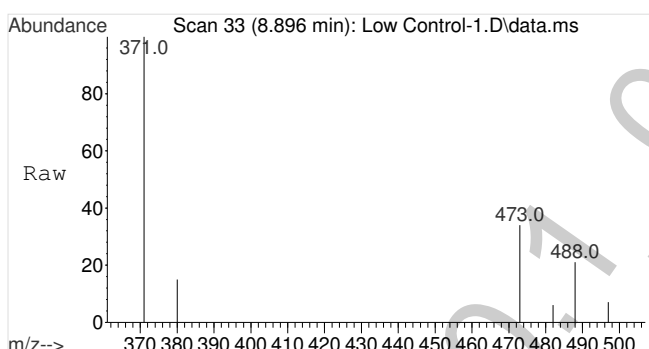
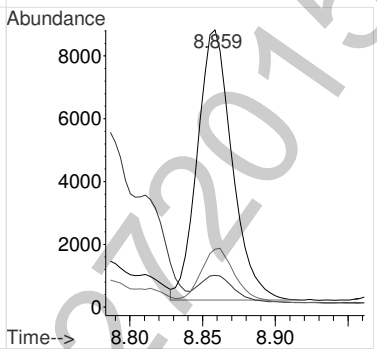
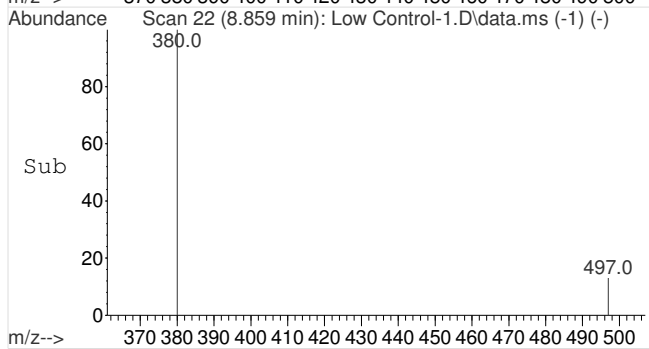


2



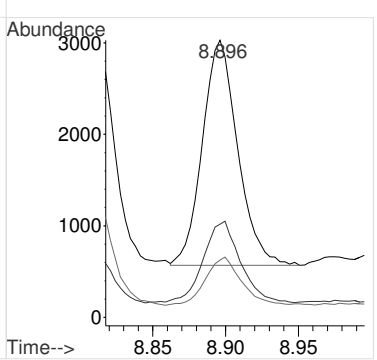
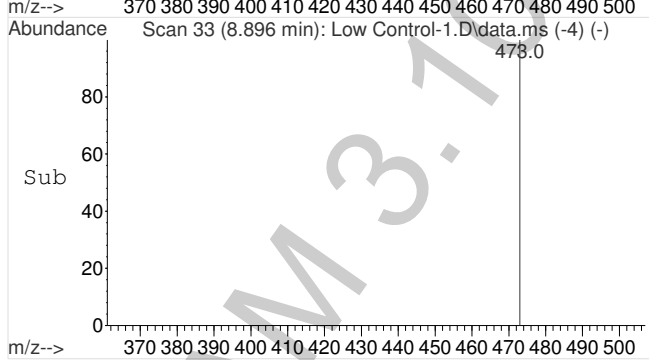
#1  
 Carboxy-THC-D9-TMS  
 Concen: 25.00 ng/mL  
 RT: 8.859 min Scan# 22  
 Delta R.T. -0.000 min  
 Lab File: Low Control-1.D  
 Acq: 28 Jan 2015 00:32

Tgt Ion	Ratio	Lower	Upper
380	100		
482	9.9	8.0	12.0
497	20.7	16.2	24.4



#2  
 Carboxy-THC-TMS  
 Concen: 6.90 ng/mL  
 RT: 8.896 min Scan# 33  
 Delta R.T. 0.000 min  
 Lab File: Low Control-1.D  
 Acq: 28 Jan 2015 00:32

Tgt Ion	Ratio	Lower	Upper
371	100		
473	38.2	30.4	45.6
488	21.7	16.9	25.3

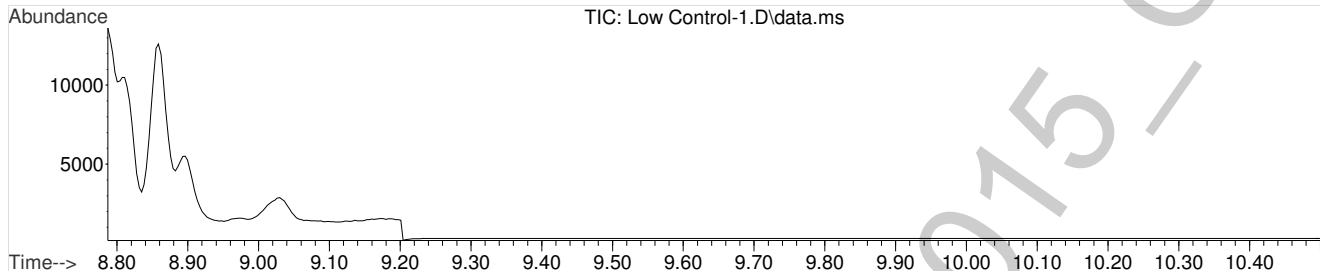




g

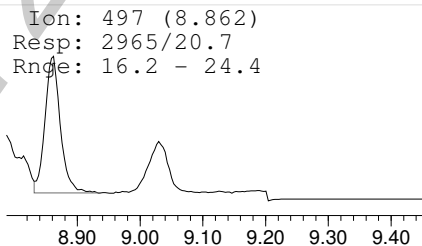
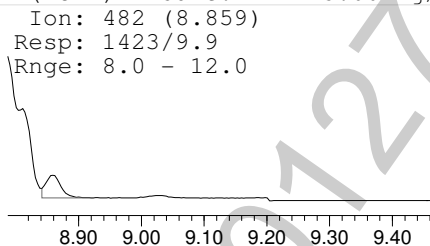
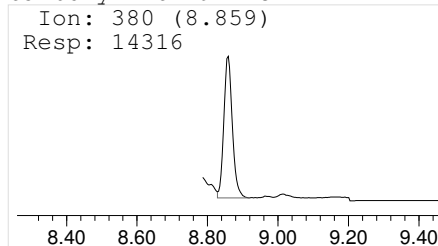
Quantitation Report (Not Reviewed)

Data Path : F:\Data\012715CAN\  
Data File : Low Control-1.D  
Acq On : 28 Jan 2015 00:32  
Operator : Pocatello Laboratory  
Sample : Low Control: 6 ng/mL  
Misc : Analytical Method 3.10.1  
ALS Vial : 8 Sample Multiplier: 1



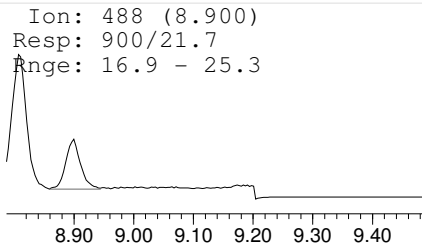
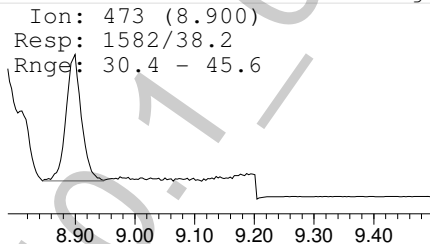
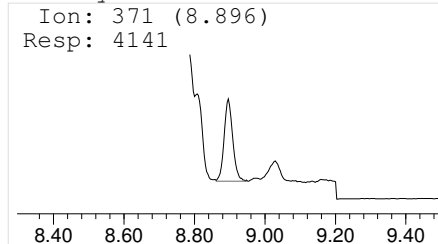
Carboxy-THC-D9-TMS

(ISTD) Amount: 25.00 ng/mL



Carboxy-THC-TMS

Amount: 6.90 ng/mL



2

Quantitation Report (Not Reviewed)

Data Path : F:\Data\012715CAN\  
Data File : Low Control-2.D  
Acq On : 28 Jan 2015 00:47  
Operator : Pocatello Laboratory  
Sample : Low Control: 6 ng/mL  
Misc : Analytical Method 3.10.1  
ALS Vial : 9 Sample Multiplier: 1

Quant Time: Jan 29 08:58:43 2015  
Quant Method : F:\Methods\CANN12282010.M  
Quant Title : AM 3.10.1: Blood Carboxy-THC  
QLast Update : Wed Jan 28 11:38:52 2015  
Response via : Initial Calibration

Compound	R.T.	QIon	Response	Conc	Units	Dev(Min)
Internal Standards						
1) Carboxy-THC-D9-TMS	8.859	380	13731	25.00	ng/mL	0.00
Target Compounds						
2) Carboxy-THC-TMS	8.896	371	3850	6.71	ng/mL	Qvalue 99

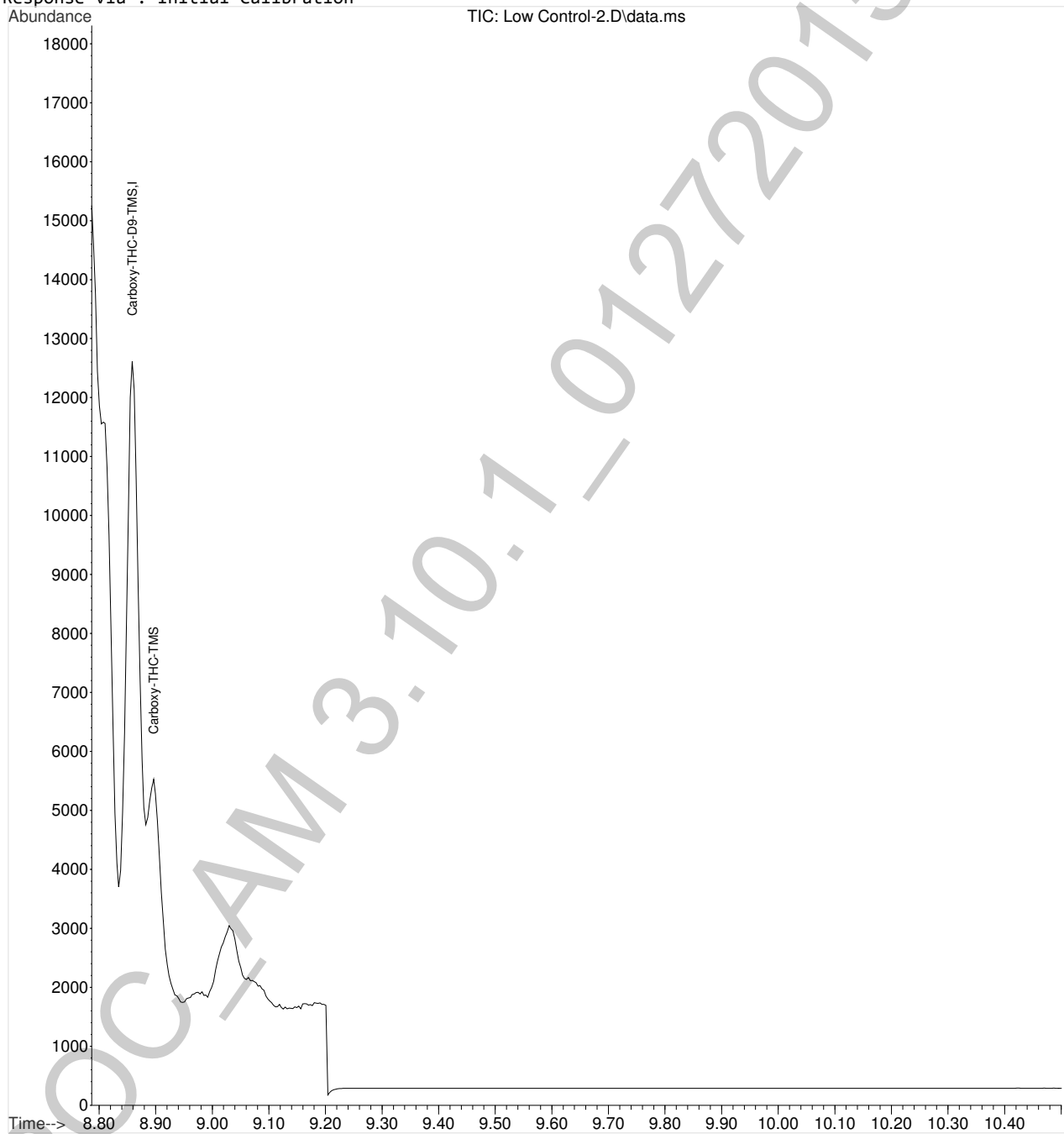
(#) = qualifier out of range (m) = manual integration (+) = signals summed

6

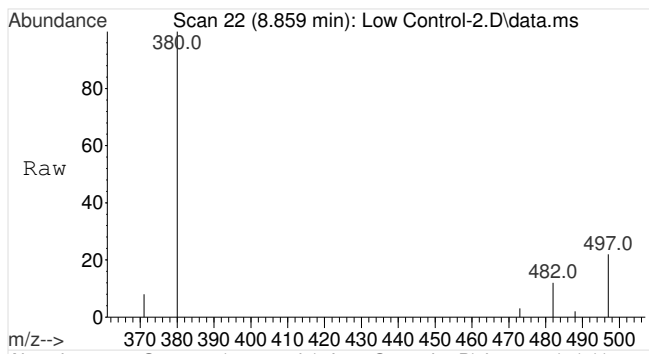
Quantitation Report (Not Reviewed)

Data Path : F:\Data\012715CAN\  
Data File : Low Control-2.D  
Acq On : 28 Jan 2015 00:47  
Operator : Pocatello Laboratory  
Sample : Low Control: 6 ng/mL  
Misc : Analytical Method 3.10.1  
ALS Vial : 9 Sample Multiplier: 1

Quant Time: Jan 29 08:58:43 2015  
Quant Method : F:\Methods\CANN12282010.M  
Quant Title : AM 3.10.1: Blood Carboxy-THC  
QLast Update : Wed Jan 28 11:38:52 2015  
Response via : Initial Calibration

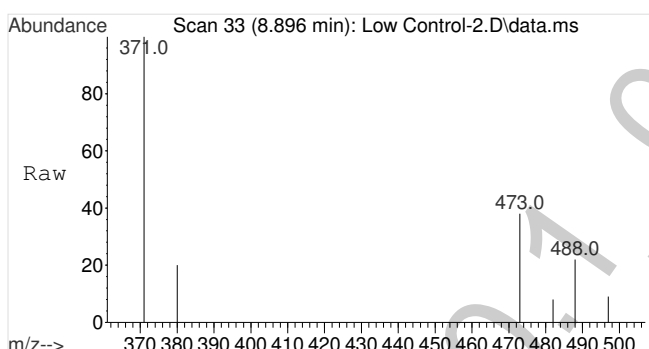
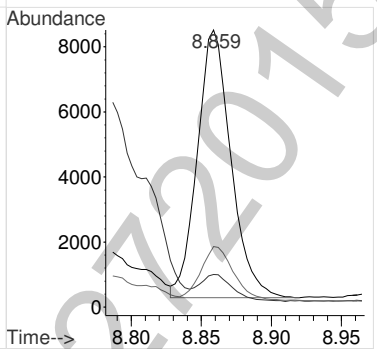
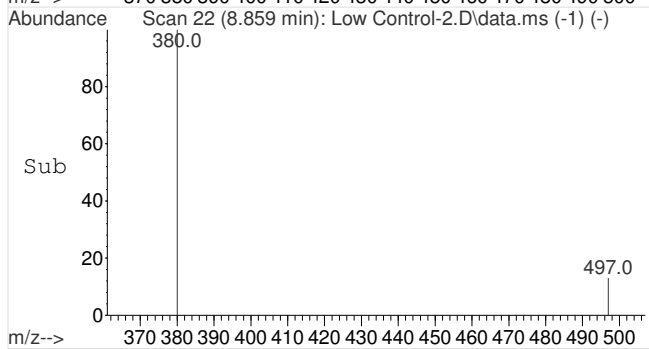


2



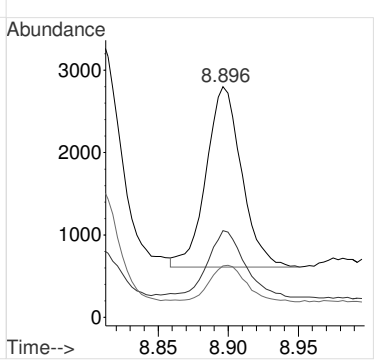

#1  
 Carboxy-THC-D9-TMS  
 Concen: 25.00 ng/mL  
 RT: 8.859 min Scan# 22  
 Delta R.T. -0.000 min  
 Lab File: Low Control-2.D  
 Acq: 28 Jan 2015 00:47

Tgt Ion	Ratio	Lower	Upper
380	100		
482	9.9	8.0	12.0
497	19.6	16.2	24.4



#2  
 Carboxy-THC-TMS  
 Concen: 6.71 ng/mL  
 RT: 8.896 min Scan# 33  
 Delta R.T. 0.000 min  
 Lab File: Low Control-2.D  
 Acq: 28 Jan 2015 00:47

Tgt Ion	Ratio	Lower	Upper
371	100		
473	38.9	30.4	45.6
488	20.7	16.9	25.3

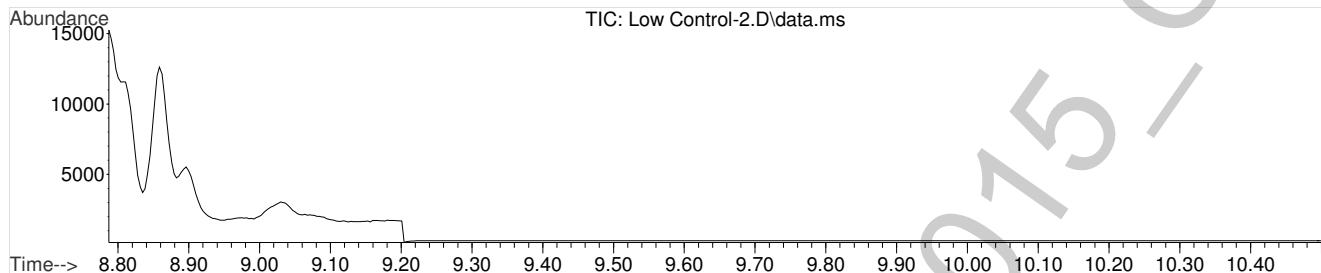


POC-AM 3.1

2

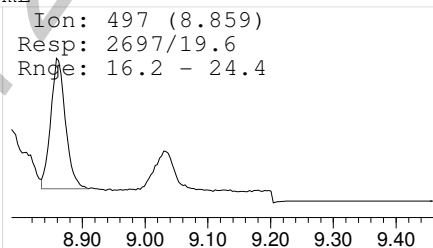
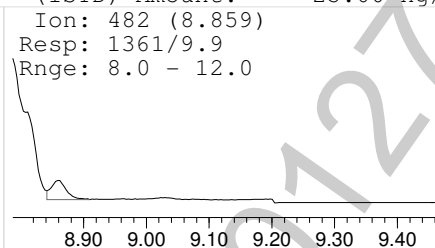
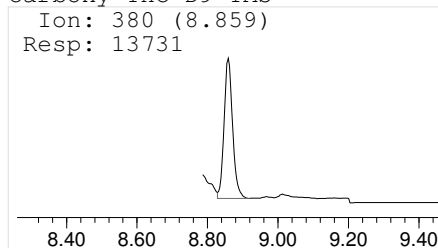
Quantitation Report (Not Reviewed)

Data Path : F:\Data\012715CAN\  
Data File : Low Control-2.D  
Acq On : 28 Jan 2015 00:47  
Operator : Pocatello Laboratory  
Sample : Low Control: 6 ng/mL  
Misc : Analytical Method 3.10.1  
ALS Vial : 9 Sample Multiplier: 1



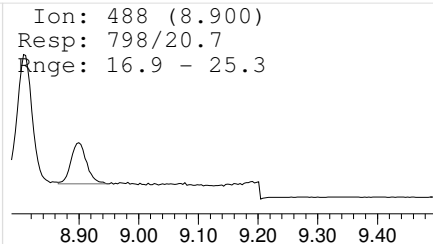
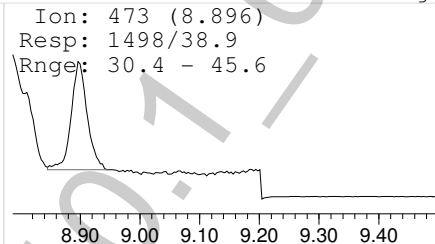
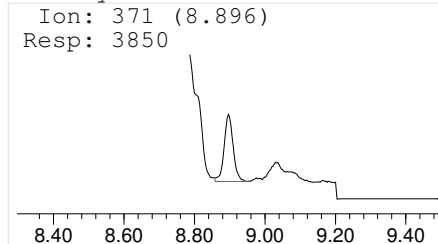
Carboxy-THC-D9-TMS

(ISTD) Amount: 25.00 ng/mL



Carboxy-THC-TMS

Amount: 6.71 ng/mL



2

Quantitation Report (Not Reviewed)

Data Path : F:\Data\012715CAN\  
Data File : High Control-1.D  
Acq On : 28 Jan 2015 1:01  
Operator : Pocatello Laboratory  
Sample : High Control: 60 ng/mL  
Misc : Analytical Method 3.10.1  
ALS Vial : 10 Sample Multiplier: 1

Quant Time: Jan 29 08:59:15 2015  
Quant Method : F:\Methods\CANN12282010.M  
Quant Title : AM 3.10.1: Blood Carboxy-THC  
QLast Update : Wed Jan 28 11:38:52 2015  
Response via : Initial Calibration

Compound	R.T.	QIon	Response	Conc	Units	Dev(Min)
Internal Standards						
1) Carboxy-THC-D9-TMS	8.859	380	14088	25.00	ng/mL	0.00
Target Compounds						
2) Carboxy-THC-TMS	8.896	371	40076	61.30	ng/mL	Qvalue 98

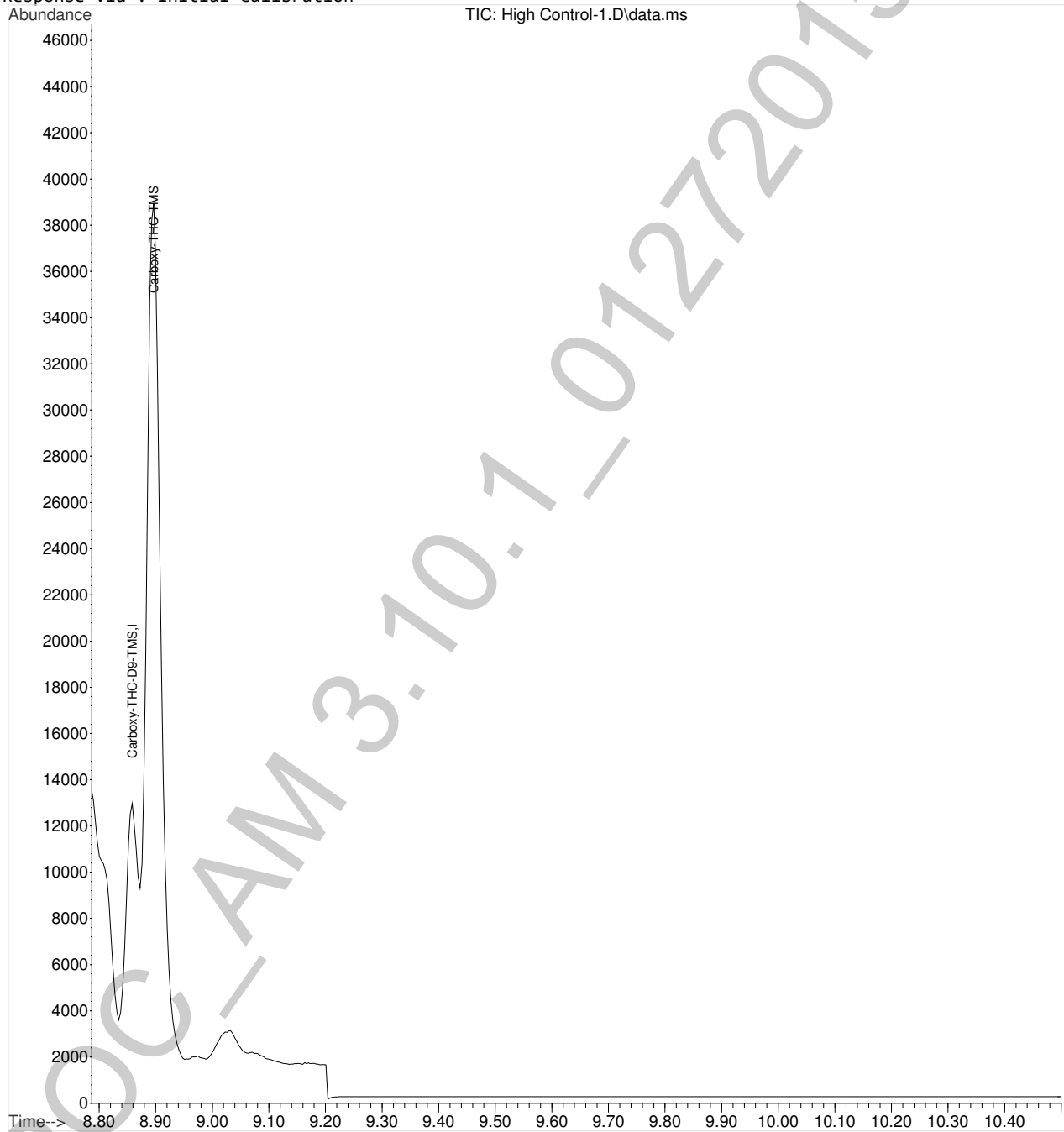
(#) = qualifier out of range (m) = manual integration (+) = signals summed

6

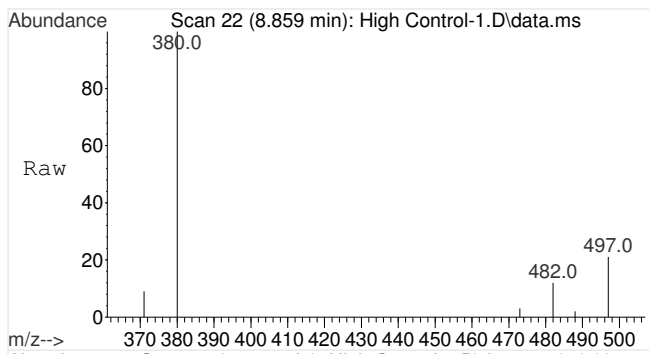
Quantitation Report (Not Reviewed)

Data Path : F:\Data\012715CAN\  
Data File : High Control-1.D  
Acq On : 28 Jan 2015 1:01  
Operator : Pocatello Laboratory  
Sample : High Control: 60 ng/mL  
Misc : Analytical Method 3.10.1  
ALS Vial : 10 Sample Multiplier: 1

Quant Time: Jan 29 08:59:15 2015  
Quant Method : F:\Methods\CANN12282010.M  
Quant Title : AM 3.10.1: Blood Carboxy-THC  
QLast Update : Wed Jan 28 11:38:52 2015  
Response via : Initial Calibration

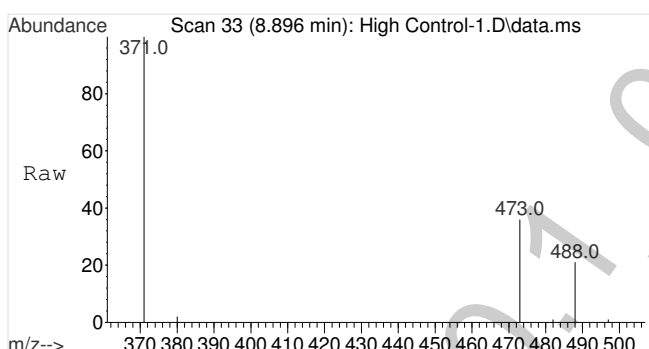
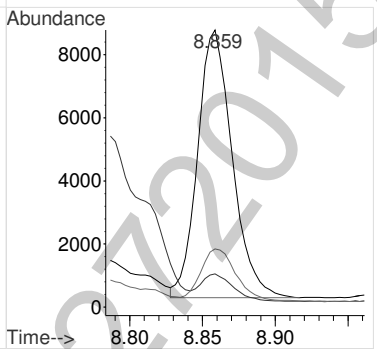
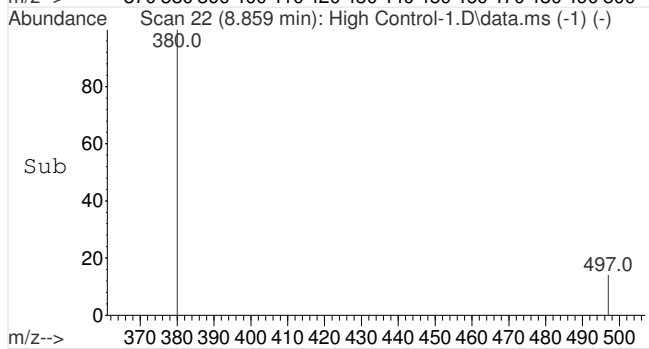


2



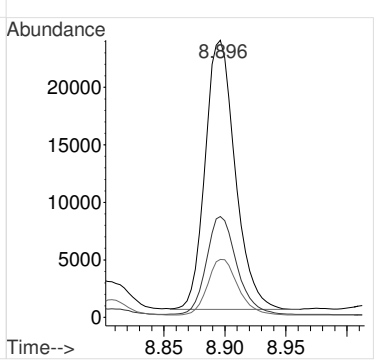

#1  
 Carboxy-THC-D9-TMS  
 Concen: 25.00 ng/mL  
 RT: 8.859 min Scan# 22  
 Delta R.T. -0.000 min  
 Lab File: High Control-1.D  
 Acq: 28 Jan 2015 1:01

Tgt Ion	Ratio	Lower	Upper
380	100		
482	9.7	8.0	12.0
497	20.5	16.2	24.4



#2  
 Carboxy-THC-TMS  
 Concen: 61.30 ng/mL  
 RT: 8.896 min Scan# 33  
 Delta R.T. 0.000 min  
 Lab File: High Control-1.D  
 Acq: 28 Jan 2015 1:01

Tgt Ion	Ratio	Lower	Upper
371	100		
473	36.5	30.4	45.6
488	20.8	16.9	25.3

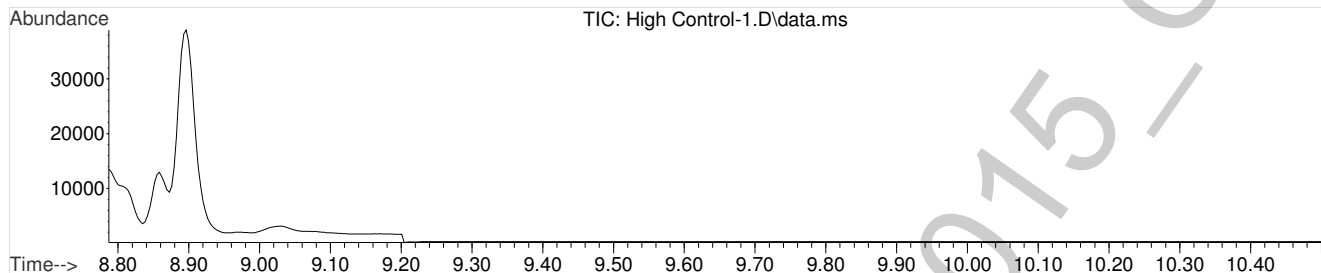




2

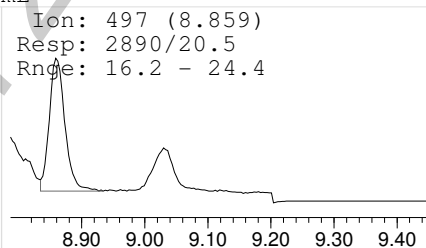
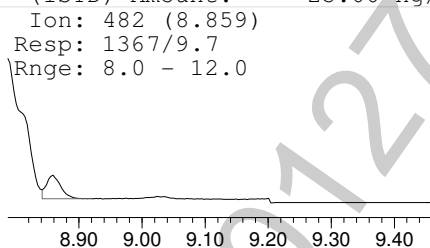
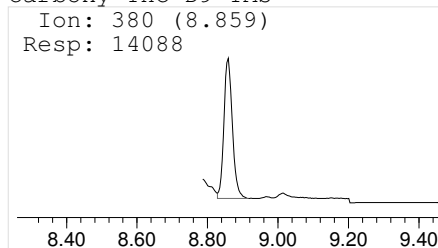
Quantitation Report (Not Reviewed)

Data Path : F:\Data\012715CAN\  
Data File : High Control-1.D  
Acq On : 28 Jan 2015 1:01  
Operator : Pocatello Laboratory  
Sample : High Control: 60 ng/mL  
Misc : Analytical Method 3.10.1  
ALS Vial : 10 Sample Multiplier: 1



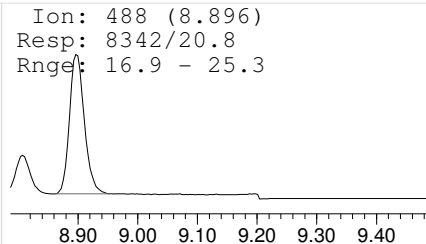
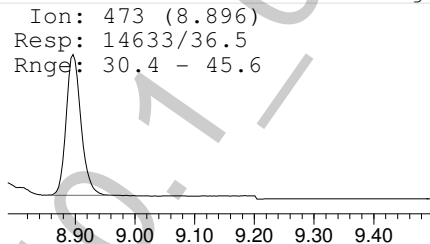
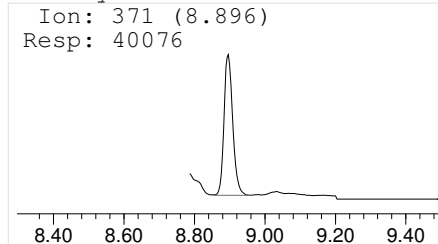
Carboxy-THC-D9-TMS

(ISTD) Amount: 25.00 ng/mL



Carboxy-THC-TMS

Amount: 61.30 ng/mL



2

Quantitation Report (Not Reviewed)

Data Path : F:\Data\012715CAN\  
Data File : High Control-2.D  
Acq On : 28 Jan 2015 1:16  
Operator : Pocatello Laboratory  
Sample : High Control: 60 ng/mL  
Misc : Analytical Method 3.10.1  
ALS Vial : 11 Sample Multiplier: 1

Quant Time: Jan 29 08:59:54 2015  
Quant Method : F:\Methods\CANN12282010.M  
Quant Title : AM 3.10.1: Blood Carboxy-THC  
QLast Update : Wed Jan 28 11:38:52 2015  
Response via : Initial Calibration

Compound	R.T.	QIon	Response	Conc	Units	Dev(Min)
Internal Standards						
1) Carboxy-THC-D9-TMS	8.859	380	13419	25.00	ng/mL	0.00
Target Compounds						
2) Carboxy-THC-TMS	8.896	371	37318	59.94	ng/mL	Qvalue 99

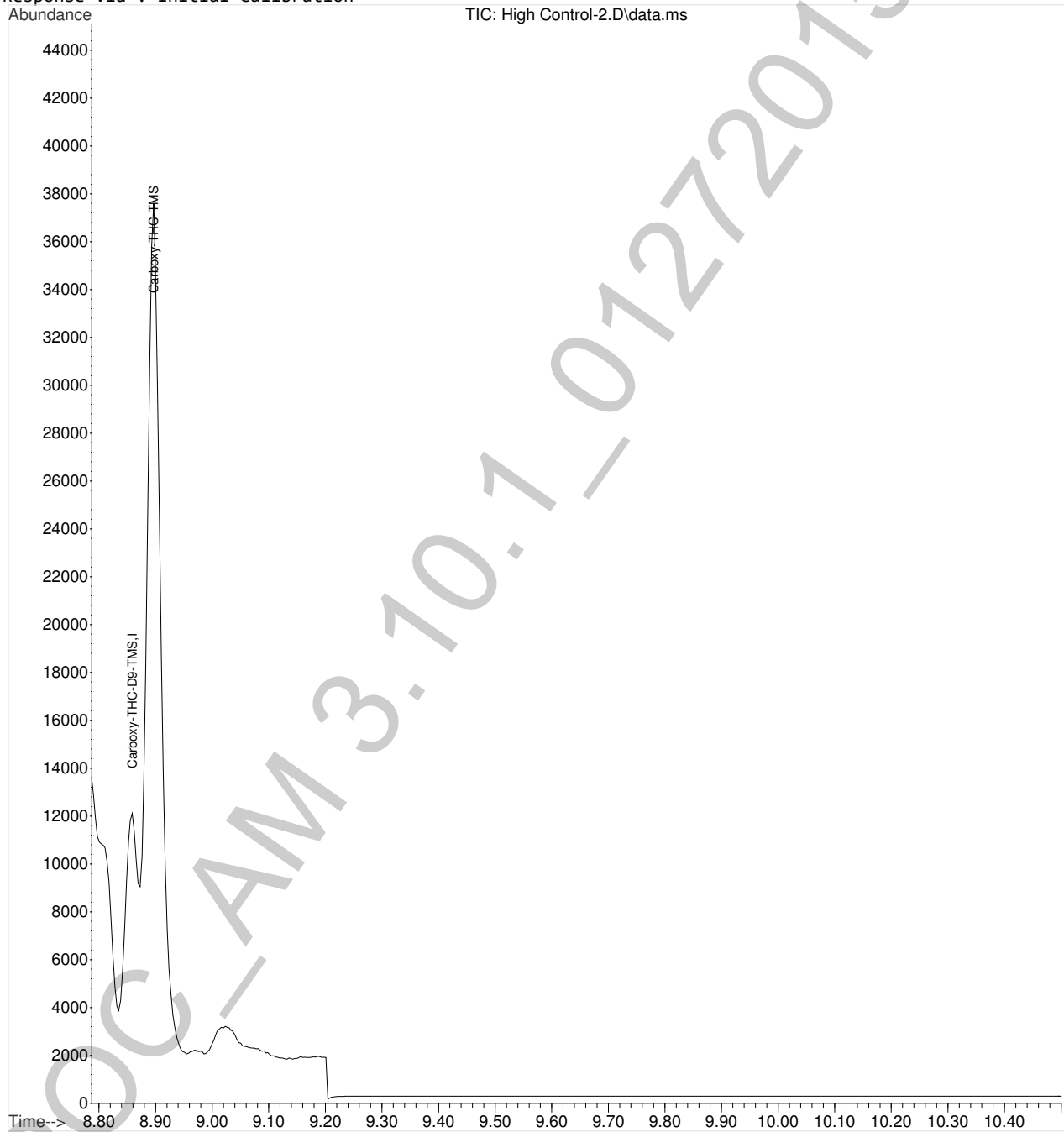
(#) = qualifier out of range (m) = manual integration (+) = signals summed

2

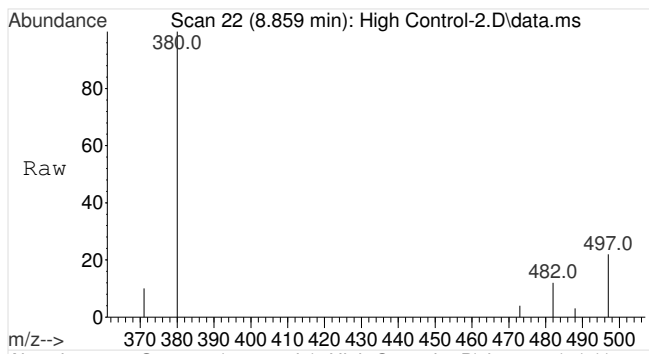
Quantitation Report (Not Reviewed)

Data Path : F:\Data\012715CAN\  
Data File : High Control-2.D  
Acq On : 28 Jan 2015 1:16  
Operator : Pocatello Laboratory  
Sample : High Control: 60 ng/mL  
Misc : Analytical Method 3.10.1  
ALS Vial : 11 Sample Multiplier: 1

Quant Time: Jan 29 08:59:54 2015  
Quant Method : F:\Methods\CANN12282010.M  
Quant Title : AM 3.10.1: Blood Carboxy-THC  
QLast Update : Wed Jan 28 11:38:52 2015  
Response via : Initial Calibration

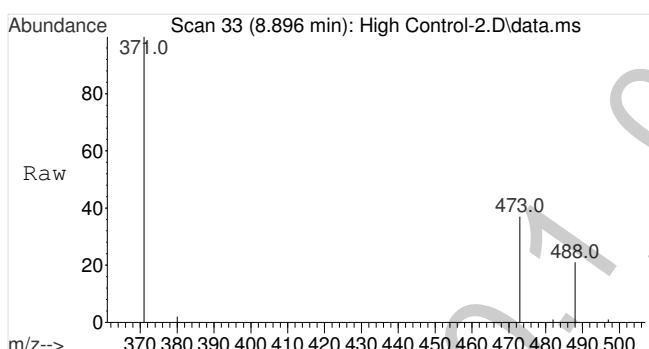
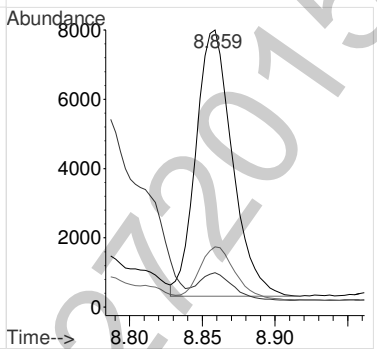
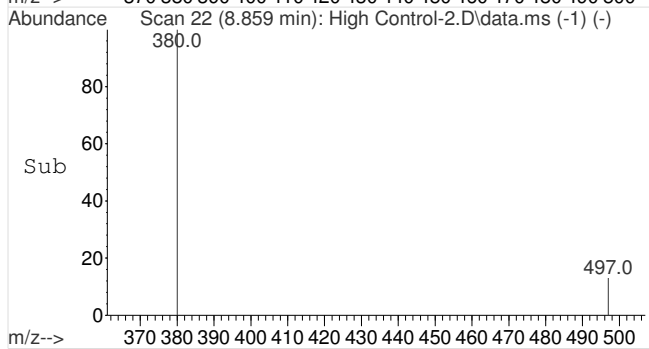


2



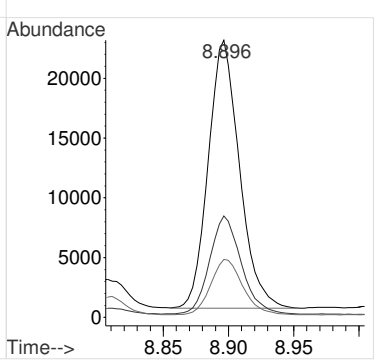

#1  
 Carboxy-THC-D9-TMS  
 Concen: 25.00 ng/mL  
 RT: 8.859 min Scan# 22  
 Delta R.T. -0.000 min  
 Lab File: High Control-2.D  
 Acq: 28 Jan 2015 1:16

Tgt Ion	Ratio	Lower	Upper
380	100		
482	10.1	8.0	12.0
497	20.4	16.2	24.4



#2  
 Carboxy-THC-TMS  
 Concen: 59.94 ng/mL  
 RT: 8.896 min Scan# 33  
 Delta R.T. 0.000 min  
 Lab File: High Control-2.D  
 Acq: 28 Jan 2015 1:16

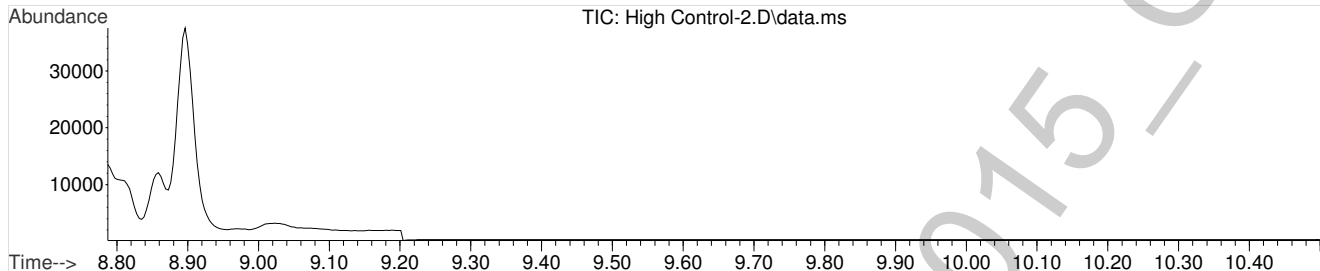
Tgt Ion	Ratio	Lower	Upper
371	100		
473	37.0	30.4	45.6
488	21.3	16.9	25.3



6

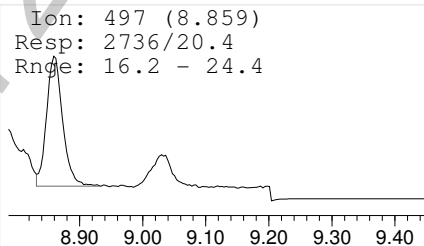
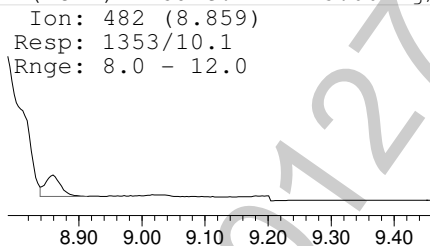
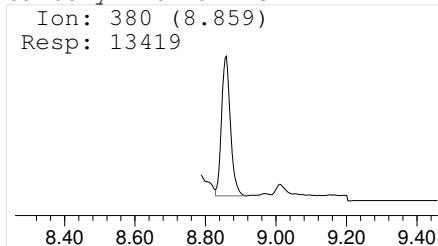
Quantitation Report (Not Reviewed)

Data Path : F:\Data\012715CAN\  
Data File : High Control-2.D  
Acq On : 28 Jan 2015 1:16  
Operator : Pocatello Laboratory  
Sample : High Control: 60 ng/mL  
Misc : Analytical Method 3.10.1  
ALS Vial : 11 Sample Multiplier: 1



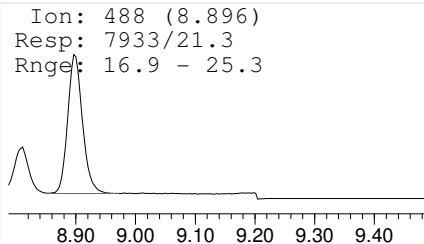
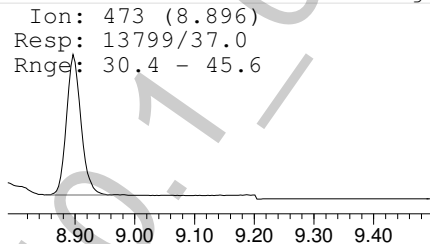
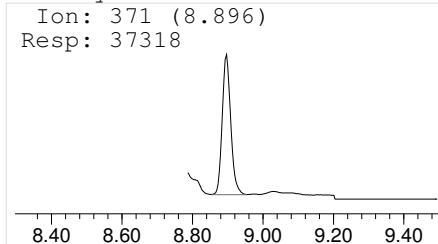
Carboxy-THC-D9-TMS

(ISTD) Amount: 25.00 ng/mL



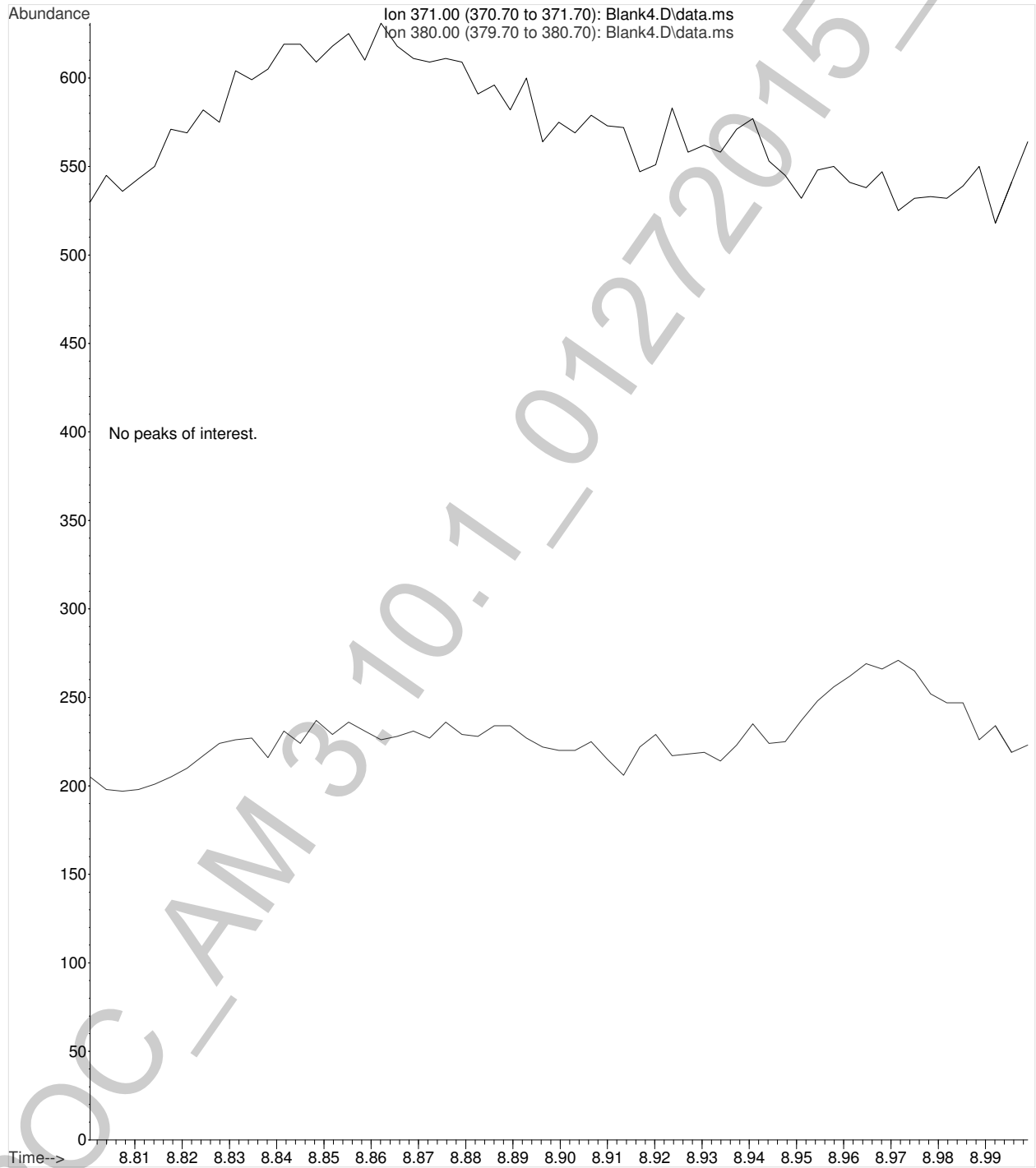
Carboxy-THC-TMS

Amount: 59.94 ng/mL



6

File :F:\Data\012715CAN\Blank4.D  
Operator : Pocatello Laboratory  
Acquired : 28 Jan 2015 1:31 using AcqMethod CANN-11-10-2010.M  
Instrument : Bones  
Sample Name: Blank  
Misc Info : CHCl3  
Vial Number: 97



6

File :F:\Data\012715CAN\Blank5.D  
Operator : Pocatello Laboratory  
Acquired : 28 Jan 2015 8:13 using AcqMethod CANN-11-10-2010.M  
Instrument : Bones  
Sample Name: Blank  
Misc Info : CHCl3  
Vial Number: 83

